

## RESEARCH PAPER

## 1 Human-induced globalization of insular herpetofaunas

César Capinha<sup>1</sup>  | Fabio Marcoelin<sup>2,3</sup> | Luís Reino<sup>2,3,4</sup>

<sup>1</sup>Centro de Estudos Geográficos, Instituto de Geografia e Ordenamento do Território - IGOT, Universidade de Lisboa, Lisboa, Portugal

<sup>2</sup>Centro de Estudos Florestais, Instituto Superior de Agronomia, Universidade de Lisboa, Lisboa, Portugal

<sup>3</sup>CIBIO/InBIO, Centro de Investigação em Biodiversidade e Recursos Genéticos, Universidade do Porto, Vairão, Portugal

<sup>4</sup>CIBIO/InBIO, Centro de Investigação em Biodiversidade e Recursos Genéticos, Instituto Superior de Agronomia,

4 Universidade de Lisboa, Lisbon, Portugal

**Correspondence**

César Capinha, Centro de Estudos Geográficos, Instituto de Geografia e Ordenamento do Território - IGOT, Universidade de Lisboa, Rua Branca Edmée Marques, 1600-276 Lisboa, Portugal. Email: cesarcapinha@campus.ul.pt

**Funding information**

Fundação para a Ciência e a Tecnologia, Grant/Award Number: CEECIND/00445/2017, CEECIND/02037/2017, PTDC/AAG-GLO/0463/2014-POCI-01-0145-FEDER-016583, PTDC/BIA-ECO/30931/2017-POCI-01-0145-FEDER-030931 and UIDB/00295/2020

Editor: Adam Algar

**Abstract**

**Aim:** The aim was to document the impact of the globalization of human activity on the biodiversity and biogeographical patterns of reptilian and amphibian faunas across islands worldwide.

**Location:** Islands worldwide.

**Time period:** From the 15th century to the present time.

**Major taxa studied:** Reptiles and amphibians.

**Methods:** We compiled lists of the reptilian and amphibian species that occurred on islands before the 15th century and of those that occur currently. For each species group, we calculated differences in species richness and in compositional similarities among islands, between the two periods. Regression models were used: (a) to associate the observed differences with spatial patterns of geographical, climatic, biotic and human factors; and (b) to quantify changes in the relative importance of non-human factors in explaining the spatial patterns of species richness and compositional similarity.

**Results:** The richness of reptile and amphibian species increased consistently across islands worldwide. Hotspots of increase were detected in the Caribbean and the Indian Ocean. The composition of species assemblages was substantially homogenized; this was particularly true for amphibians within the Caribbean Sea and for reptiles within the Caribbean Sea and Indian Ocean and between the Indian and the Pacific Oceans. Our results showed that spatial patterns of change in species richness and compositional similarity are driven by human and natural factors. The driving role of mean annual temperature is particularly consistent, and current reptile richness and compositional similarity patterns for both species groups are increasingly being shaped by the global temperature gradient.

**Main conclusions:** The globalization of human activity is eroding the regionalized character of insular herpetofaunas and leading to the emergence of global-scale gradients of taxonomic composition and species richness. Projections of increasing rates of biological invasions, extinctions and climate change suggest that these changes are likely to be aggravated even further in the coming decades.

**KEYWORDS**

amphibians, biogeographical regions, biotic homogenization, global biodiversity change, islands, reptiles, species richness



Journal Name

GEB

Manuscript No.

13109

WILEY

No. of pages: 22

Dispatch: 17-4-2020

PE:

CE:

## 1 | INTRODUCTION

Human activities are changing the composition of species assemblages at unprecedented rates (Díaz et al., 2019; Dornelas et al., 2019). Insular biotas have been particularly affected, with many islands becoming hotspots of extinction and of establishment of alien species after human arrival and colonization (Dawson et al., 2017; Sax & Gaines, 2008; Spatz et al., 2017). Assessments of how these events are changing the taxonomic composition of insular biotas have focused primarily on changes to the species richness of each island and to the compositional similarity of species among the islands. These assessments highlight important deviations from natural biodiversity patterns and a strong taxonomic dependence on the magnitude of the changes caused. For example, although the richness of bird species across islands has remained relatively unchanged, owing to the number of established alien species that usually replace extinct ones, the insular plant species richness has increased dramatically (Sax, Gaines, & Brown, 2002). Likewise, the compositional similarity of taxa has generally increased, that is, insular biotas have become homogenized (Olden, Lockwood, & Parr, 2011); however, taxonomic groups can differ by nearly an order of magnitude increase (Longman, Rosenblad, & Sax, 2018). Despite the lack of cross-taxonomic generalities in the patterns of change in biodiversity on islands, thus far only the changes in a few taxonomic groups have been assessed comprehensively.

In this study, we assessed how human activity is changing the taxonomic diversity of reptiles and amphibians on islands worldwide and how these changes are reconfiguring their biogeographical patterns. To our knowledge, only a few studies have assessed the effect of human activities on the taxonomic diversity of insular herpetiles in broad oceanic areas. In one of these studies, Ficetola and Padoa-Schioppa (2009) evaluated the long-term impact of human activities on reptile species richness in Mediterranean islands. In a similar study, Helmus, Mahler, and Losos (2014) focused on the effect of recent human activity on anole lizards in the Caribbean islands. Interestingly, the two studies obtained contrasting results for species richness. On the Mediterranean islands, the number of reptile species lost to human activity was not compensated by gains in alien species richness (Ficetola & Padoa-Schioppa, 2009). On the contrary, in the Caribbean, the number of anole species increased consistently across islands, owing to many introduced species becoming naturalized and the absence of species extinction events (Helmus et al., 2014). Notwithstanding these differences, both studies identified a strong imprint of human activity on the current geography of reptile richness.

In the present study, we focused on the taxonomic changes that have occurred since the onset of globalization. The focus on this period of human history, which has an ecologically significant start in the 15th century and extends until the present day (Crosby, 2003; Hulme, 2009), addresses both theoretical and practical considerations. First, it is during this period that human activity is likely to have caused the strongest changes in the diversity of herpetofauna on islands. This assumption is based on

the combined effect of known factors, particularly many cases of first human contact with pristine islands. These led to a relevant number of extinction events, particularly for reptiles (Alroy, 2015; Case, Bolger, & Richman, 1992; Rhodin et al., 2015; Slavenko, Tallwin, Itescu, Raia, & Meiri, 2016), and a profusion of established alien species, many with wide, pan-oceanic invasion ranges (Capinha et al., 2017). Second, by restricting our analysis to the most recent centuries of human history, we are ensuring higher data completeness and reliability in terms of taxonomic changes (Case et al., 1992).

Beyond the expectation of substantial taxonomic changes, we hypothesized that the magnitude of these changes will have a predictable distribution. More specifically, it is likely that islands sharing similar colonial histories and human activity levels will have higher species compositional similarity, thereby reflecting commonalities in the species that were introduced or are extinct (Rhodin et al., 2015; Russell & Kueffer, 2019). Likewise, higher compositional similarity should be observed among islands with similar climates, thus highlighting the role of environmental filtering in the establishment of introduced species (Capinha, Essl, Seebens, Moser, & Pereira, 2015). The island characteristics that could drive changes in species richness are less clear. This is because changes in species richness result from a balance between species extinctions and the establishment of introduced species, two processes that often relate in opposing ways to human and ecogeographical factors (Dawson et al., 2017; Russell & Kueffer, 2019; Spatz et al., 2017). However, if one of these processes consistently prevails over the other, coherent geographical patterns are likely to emerge. If introduced species prevail over extinctions, increases in richness are likely to be greater where human activity has been more intense, thereby reflecting a greater number of introduced species (Dawson et al., 2017; Lockwood, Cassey, & Blackburn, 2009). The same is also true in areas where natural conditions favour the establishment of a diversified fauna, namely large islands with varied habitats (Ricklefs & Lovette, 1999) and (sub)tropical climates (Kier et al., 2009). Moreover, if extinctions prevail over introductions, the changes are likely to reflect mainly the intensity of human activity (Russell & Kueffer, 2019) and the size of the historical species pool, which mediates the number of extinctions that might occur.

To test these hypotheses, we compiled carefully curated lists of the extant reptiles and amphibians on islands at the onset of globalization (i.e., the historical baseline). We complemented this information by listing all the recorded extinction and introduced species establishment events that occurred until the present day. Based on these lists, we quantified the differences in species richness and compositional similarity between historical and current species assemblages. Then, we identified spatial hotspots of change and examined the roles of geography, the environment and human factors on the spatial distribution of species richness and compositional differences. Finally, we assessed how the historical and current species richness and compositional similarity patterns differ in their relationships with spatial patterns of geographical and environmental factors.

## 2 | METHODS

### 2.1 | Historical and current species assemblages

We used the scientific literature to compile lists of all known extant and extinct reptile and amphibian species in 64 island regions globally. We included both terrestrial and freshwater species, but excluded those dependent on marine resources, such as sea turtles and sea snakes. To increase the comparability of our results with those obtained for other taxonomic groups, our data search was directed mainly to island regions included in previous studies (e.g., Blackburn, Delean, Pyšek, & Cassey, 2016; Longman et al., 2018; Sax et al., 2002). However, other island regions for which we collected comprehensive information were also included in our study. The regions represented in our study were either single islands (e.g. Corsica) or island groups (e.g., São Tomé and Príncipe); however, each region was treated as a single unit in the analyses (hereinafter referred to as islands). The islands were distributed in the Atlantic ( $n = 19$ ), Indian ( $n = 7$ ), Pacific ( $n = 22$ ) and Southern ( $n = 2$ ) Oceans and in the Caribbean ( $n = 12$ ) and Mediterranean Seas ( $n = 2$ ). The delineation of oceanic regions followed “The World Factbook” (Central Intelligence Agency, 2008). A full list of the data sources used is provided in the Appendix. The locations of the island regions included in the study and the corresponding oceanic regions are shown in the Supporting Information (Appendix S1, Figure S1.1).

We aimed to compare the current species diversity with that having occurred before global oceanic exploration. To this end, we started by harmonizing the species lists according to the most recent taxonomic knowledge (for a schematic representation of the species data processing sequence, see Supporting Information Appendix S1, Figure S1.2). As much as possible, we used the taxonomic information provided by Frost (2019) and Uetz, Freed, and Hošek (2019) for amphibians and reptiles, respectively. A few species only recently identified were not included in these resources, and their original naming was retained. Based on the literature, we then classified each species on each island as native extant, native extinct or introduced; for the last of these categories, we considered only the species that became established (i.e., permanent additions to the insular faunas). Next, each species extinction and introduction event was classified according to its time of occurrence. Two temporal classes were considered: before and after the 15th century ( $< 1,400$  and  $> 1,400$  CE, respectively). Then, we assembled a baseline list for each taxonomic group and island that combined native extant species, extant species introduced before the 15th century and species that became extinct only during or after the 15th century (Supporting Information Appendix S1, Figure S1.2). One exception to this was the addition of the only record we found of a species that colonized one of the island regions included in our study naturally after 1,400 CE (*Iguana* in Anguilla; Hodge, Powell, & Censky, 2011). This was the record of a species that is native to the island, and its inclusion in the baseline list

allowed our analyses to focus exclusively on taxonomic changes caused by human activity.

Additionally, we compiled a second list (current assemblage) of all the native and introduced extant species (Supporting Information Appendix S1, Figure S1.2). The species inventories, with species status, timings of extinction or introduction and data sources used for each region are provided in the Supporting Information (Appendices S2 and S3).

### 2.2 | Island characteristics

We characterized the geography and environment of each island region and the human influence on each one using 13 variables. These variables were: (a) areal extent of the region (in square kilometres); (b) number of islands; (c) minimum distance to mainland (in kilometres); (d) origin of native biotas (coded as one for oceanic and zero if otherwise); (e) number of ecoregions; (f) mean annual temperature (in degrees Celsius); (g) mean annual precipitation (in millimetres); (h) current human population density (people per square kilometre); (i) absence or presence of human occupation before the arrival of Europeans (coded as zero or one, respectively); (j) the absence or presence of British colonization (coded as zero or one, respectively); (k) French colonization (coded as zero or one); (l) Portuguese colonization (coded as zero or one); and (m) Spanish colonization (coded as zero or one).

Data for the first three variables were collected by Weigelt, Jetz, and Kreft (2013). For regions composed of more than one island, the minimum distance to the mainland corresponded to the minimum value for the island group. The number of ecoregions was determined from the study by Olson et al. (2001). Mean annual temperature and mean annual precipitation data were collected from the study by Weigelt et al. (2013); for the multi-island regions, these variables corresponded to region-wide averages. Data for the remaining variables (i.e., origin of native biotas and those associated with human activity) were obtained from the studies by Blackburn et al. (2016), Longman et al. (2018), the United Nations Environment Programme (UNEP) Island database (<http://islands.unep.ch>) and Wikipedia (<https://www.wikipedia.org/>). Region-level values of each variable are provided in the Supporting Information (Appendix S4).

### 2.3 | Patterns and drivers of change in species richness

For each island and taxonomic group, we calculated the difference in the number of species between the historical and current species assemblages (hereafter,  $\Delta SR$ ). Negative values of  $\Delta SR$  represented a reduction in total species richness, whereas positive values of  $\Delta SR$  represented a gain in richness relative to the historical condition.

1 First, we investigated whether islands in distinct oceanic re-  
2 gions had significantly different  $\Delta SR$  values. This analysis was  
3 performed using Mann–Whitney  $U$  pairwise tests, by comparing  
4 the Atlantic, Indian and Pacific Ocean and Caribbean Sea island  
5 values of  $\Delta SR$ . Owing to low sample sizes, the Mediterranean Sea  
6 ( $n = 2$ ) and Southern Ocean ( $n = 2$ ) islands were not included in the  
7 comparisons.

8 Next, we tested for relationships between the island character-  
9 istics and the values of  $\Delta SR$ . This analysis was performed using a  
10 generalized least squares (GLS) regression, a regression technique  
11 that considers the non-independence of observations that are geo-  
12 graphically close (Dormann et al., 2007). In these models,  $\Delta SR$  was  
13 associated with the aforementioned explanatory variables a–i (sec-  
14 8 tion 2.2) and one additional variable representing the species rich-  
15 ness of the taxa in the historical assemblages (collected from the  
16 species lists; section 2.1).

17 The analyses of  $\Delta SR$  did not inform us about the change in the  
18 relationship of species richness and the geography of non-anthro-  
19 pogenic factors. In order to evaluate this change, we used GLS re-  
20 9 gressions to compare the relationships of historical ( $SR_{\text{historical}}$ ) and  
21 current species richness ( $SR_{\text{current}}$ ) with spatial pattern variables de-  
22 scribing the geography and environment of islands (variables a–g;  
23 section 2.2). We evaluated and compared the relationships of  
24  $SR_{\text{historical}}$  and  $SR_{\text{current}}$  with each explanatory variable individually  
25 and for all variables combined.

26 To improve the robustness of the statistical significance of the  
27 GLS coefficients, we used logarithmic transforms of  $\Delta SR$  and  $SR$  (Ives,  
28 2015). The same transformation was applied to the following explan-  
29 atory variables: number of islands, island area, human population  
30 density, distance from mainland and number of native species, in  
31 order to improve the linearity of their relationships with  $\log_{10}$ -trans-  
32 formed responses. To allow the transformation in the presence of  
33 negative values and zeros, we summed to  $\Delta SR$  a constant corre-  
34 sponding to one plus the absolute positive of its minimum value.  
35 For the transformation of  $SR$  and the explanatory variables where  
36 a value of zero was present, a constant value of one was added in  
37 all instances.

38 We implemented GLS models that accounted for an exponen-  
39 tial decay of spatial autocorrelation, given the highly regionalized  
40 character of island regions on a global scale (Dormann et al., 2007).  
41 Additionally, we tested for redundancies among the set of predic-  
42 tors using pairwise Pearson's correlations,  $r$ , and no variables were  
43 10 strongly correlated ( $r > |0.7|$ ) (Supporting Information Appendix  
44 S1, Figure S1.3). We also inspected for potential issues of mul-  
45 ticollinearity among predictors by measuring the variance infla-  
46 tion factor (VIF) of each predictor, and none showed concerning  
47 multicollinearity levels (i.e.,  $VIF > 10$ ). The goodness-of-fit of GLS  
48 models was assessed by the pseudo- $R^2$  of Nakagawa, Johnson, and  
49 Schielzeth (2017).

50 The GLS models were implemented using the “nlme” package  
51 (Pinheiro, Bates, DebRoy, & Sarkar, 2016) of R v.3.5.1 (R Core Team,  
52 2018). For the VIF calculations, we used the “vif” function of the

“car” R package (Fox et al., 2012). Pseudo- $R^2$  was calculated with the  
“piecewiseSEM” R package (Lefcheck, 2016).

## 2.4 | Patterns and drivers of change in compositional similarity

We calculated the similarity in taxonomic composition between  
all pairs of islands, for the historical and current species assem-  
blages. Calculations of compositional similarity corresponded to  
the inverse of Jaccard's dissimilarity,  $CS = 1 - [(b + c) / (a + b + c)]$ ,  
where  $a$  is the number of species occurring on both islands,  
 $b$  is the number of species found only on the first island and  $c$   
is the number of species found only on the second island. This  
index returns values from one (indicating a fully similar taxonomic  
composition, i.e., all species are shared between the two islands)  
to zero (fully dissimilar composition, i.e., no species are shared).  
A total of 2,016 unique island pairs were compared. We also cal-  
culated the  $\Delta CS$  between the current and the historical species  
assemblages for each island pair. Positive values of  $\Delta CS$  indicated  
that the species compositions of the island pair grew similar owing  
to human influence, whereas negative values indicated that they  
became differentiated.

We used network-modelling techniques to visualize the group-  
ing of islands based on the  $CS$  of the historical and current assem-  
blages. In these visualizations, the study system was represented as  
a network, where each island was a node and the  $CS$  between the  
island pairs were represented as weighted links. This visualization  
was implemented using the “qgraph” R package (Epskamp, Cramer,  
Waldorp, Schmittmann, & Borsboom, 2012). In this tool, we used the  
Fruchterman–Reingold algorithm to estimate the two-dimensional  
layout of the network (Fruchterman & Reingold, 1991). This is an it-  
erative algorithm representing the length of links as a function of  
their absolute weight. Accordingly, islands with higher levels of com-  
positional similarity were grouped closer together, whereas those  
with lower similarity were shown further apart.

To complement the visual analyses of the spatial relationships  
represented by the networks, we quantified a few descriptive  
statistics of the compositional similarity values. These statistics  
were the average  $CS$  of the historical and current assemblages  
and the average  $\Delta CS$  of islands within the same oceanic region  
and between islands belonging to different oceanic regions. The  
Mediterranean Sea and Southern Ocean were not included in  
these calculations, because only a single pair of islands repre- 11  
sented each of these regions.

We also analysed whether  $\Delta CS$  was associated with similarities  
in the geography, environment and human occupation of islands.  
For this purpose, we used multiple regression on distance mat-  
rices (MRM; Goslee & Urban, 2007). These models used the fol-  
lowing explanatory variables: (a) geographical distance; (b) mean  
annual temperature; (c) total annual precipitation; (d) human pop-  
ulation size; (e) the presence or absence (coded as one or zero,



respectively) of human occupation before European colonization; and the presence or absence (coded as one or zero, respectively) of (f) British; (g) French; (h) Spanish; and (i) Portuguese colonization.

The geographical distances between the geographical centroids of islands were calculated by the great circle distance method using the “`rdist.earth`” function of the R package “`fields`” (Nychka, Furrer, Paige, & Sain, 2017). Pairwise differences of the remaining variables corresponded to Euclidean distances between the values of the two islands.

Finally, in order to evaluate the absolute effect of  $\Delta CS$  on the naturalness of the spatial patterns of compositional similarity, we measured and compared the relationships of  $CS_{\text{historical}}$  and  $CS_{\text{current}}$  with the variables describing non-anthropogenic factors (variables a–c in the previous paragraph). The relationships were evaluated using MRMs, and each variable was considered separately and in combination with the others.

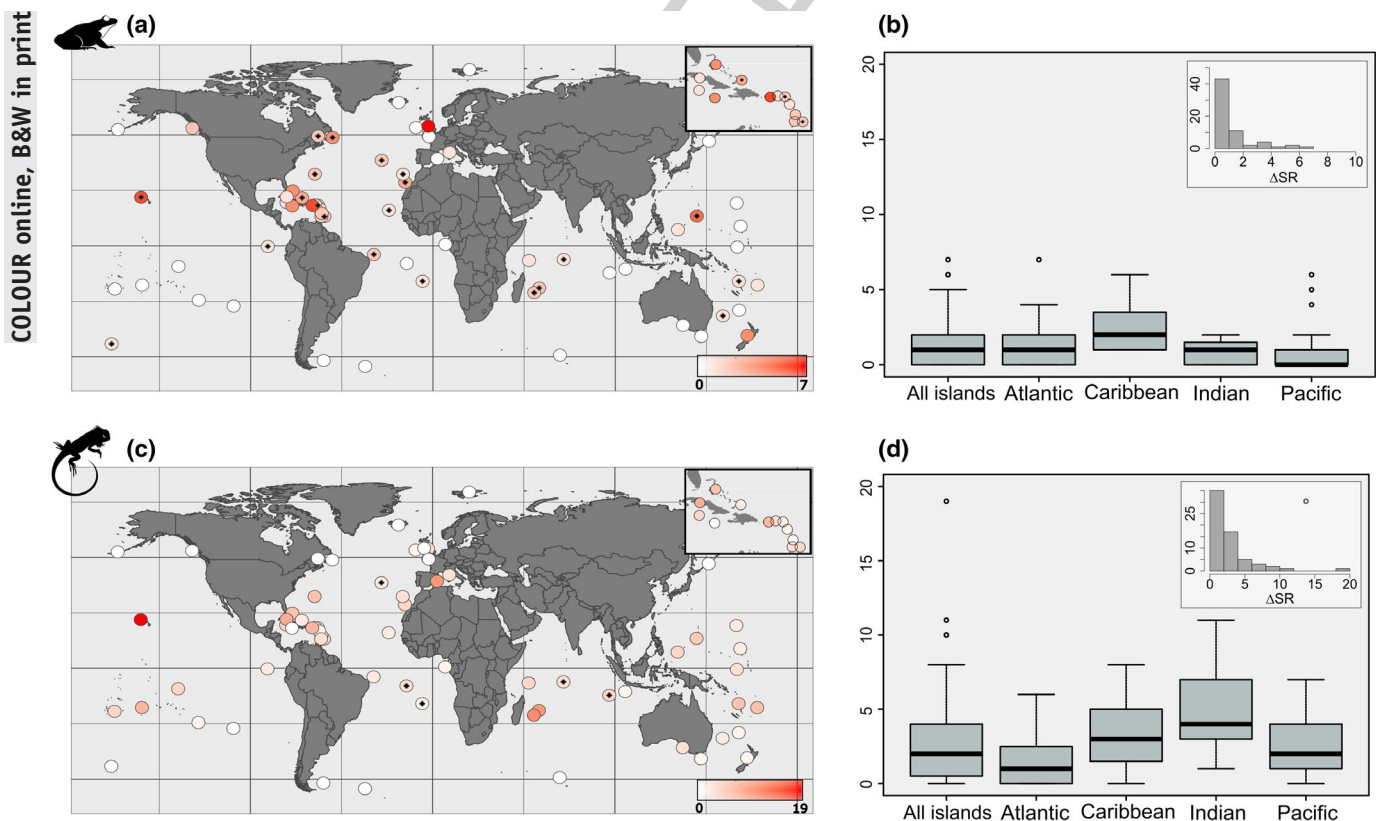
Multiple regression on distance matrices explicitly account for the non-independence of pairwise comparisons by performing tests of statistical significance of predictors based on permutations and a pseudo-t statistic (Legendre, Lapointe, & Casgrain, 1994). These models were implemented using the “`ecodist`” package in R (Goslee & Urban, 2007). A total of 9,999 permutations were used to assess the significance of coefficients.

### 3 | RESULTS

#### 3.1 | Changes in species richness

From the 15th century to the present day, the establishment of introduced species was considerably more frequent than species extinctions were in both amphibians and reptiles (86 vs. 2 and 223 vs. 35, respectively). Across islands, both types of events were significantly more frequent for reptiles (average number of extinctions per island =  $0.5 \pm 1.17$ ; average number of alien species per island =  $3.5 \pm 3.8$ ) than for amphibians ( $0.03 \pm 0.18$  and  $1.3 \pm 1.7$ , respectively;  $p < .05$ ; Mann–Whitney  $U$  pairwise test). Only two species were extinct on more than one island (*Crocodylus rhombifer* and *Mabuya mabouya*). About 38% of the introduced amphibian species (17 out of 45) and 42% of introduced reptile species (36 out of 86) colonized two or more islands. Of these, only six amphibian and 19 reptile species (accounting for 13 and 23% of the total number of species, respectively) were found in more than one oceanic region (Supporting Information Appendix S1, Table S1.1).

As a net result of the two types of events, many islands experienced gains in the total number of extant amphibian and reptile species (Figure 1a–d). The  $\Delta SR$  values showed a left-skewed distribution, with most islands gaining up to four species (Figure 1b–d). Islands



**FIGURE 1** Difference between the number of (a,b) amphibian and (c,d) reptile species inhabiting islands at the onset of global oceanic exploration and the number of those species occurring there at present. (a,c) Inset maps depict the Caribbean Region in greater detail. The diamond symbol in maps identifies islands where all extant species were introduced after the 15th century. (b,d) Boxplots describe variation of differences in the number of species for all islands and for the four main oceanic regions represented in our data set. Inset histograms describe the number of islands per class of change in species richness

without amphibians were reduced by 54% (from 39 to 18; Figure 1a), whereas those without reptiles were reduced by 36% (from 14 to nine; Figure 1c). The percentages of change in species richness that were calculated for islands with species before the globalization of oceanic travel showed that the richness of amphibian and reptile species increased on average by  $41 \pm 53.2$  and  $48 \pm 67.3\%$ , respectively.

The results of the Mann–Whitney *U* pairwise tests for the  $\Delta SR$  comparisons among oceanic regions confirmed that the gains in amphibian species richness were significantly higher on the Caribbean islands than in any of the other regions (Supporting Information Appendix S1, Table S1.2). The gains in reptile species richness of

the Indian Ocean islands were significantly higher than those of the Atlantic Ocean islands, but not than those of the Caribbean or the Pacific islands (Supporting Information Appendix S1, Table S1.2). The gains in reptile richness of the Caribbean islands were significantly higher than those of the Atlantic Ocean islands.

Generalized least square models allowed the identification of variables consistently associated with the variation in  $\Delta SR$  across islands. For amphibians, a pseudo- $R^2$  value of 0.52 indicated the ability of the model to explain a fair amount of variation in  $\Delta SR$ . For this group, six variables were identified as having significant relationships ( $\alpha = .05$ ) with variations in  $\Delta SR$  (Table 1). Areal extent, number

**TABLE 1** Results of multivariate generalized least squared models explaining the  $\log_{10}$ -transformed difference between historical and current richness ( $\Delta SR$ ) of (a) amphibian and (b) reptile species across 64 island regions worldwide

Explanatory variable	Coefficient (SE)	<i>p</i> -value	Pseudo- $R^2$
<b>(a) Amphibians</b>			
Intercept	-1.1478 (0.439)	.012	0.52
Geographical variables			
Area (log)	0.2013 (0.035)	<b>&lt; .001</b>	
Number of islands (log)	-0.1361 (0.041)	<b>.002</b>	
Minimum distance to mainland (log)	-0.0576 (0.056)	.307	
Continental or oceanic	-0.3451 (0.189)	.074	
Environmental variables			
Number of ecoregions	0.1265 (0.050)	<b>.015</b>	
Mean annual precipitation	0.0001 (0.00008)	.142	
Mean annual temperature	0.0386 (0.012)	<b>.003</b>	
Biological variables			
Richness of amphibians in historical assemblages (log)	-0.3291 (0.086)	<b>&lt; .001</b>	
Human-related variables			
Human population density (log)	0.0781 (0.0369)	<b>.039</b>	
Human occupation before Europeans	-0.1285 (0.137)	.354	
<b>(b) Reptiles</b>			
Intercept	-1.6625 (0.589)	.006	0.58
Geographical variables			
Area (log)	0.1425 (0.050)	<b>.006</b>	
Number of islands (log)	0.0313 (0.053)	.558	
Minimum distance to mainland (log)	0.0469 (0.066)	.477	
Continental or oceanic	0.0424 (0.217)	.847	
Environmental variables			
Number of ecoregions	-0.0868 (0.058)	.143	
Mean annual precipitation	-0.0001 (0.0001)	.134	
Mean annual temperature	0.0707 (0.018)	<b>&lt; .001</b>	
Biological variables			
Richness of reptiles in historical assemblages (log)	-0.0232 (0.100)	.818	
Human-related variables			
Human population density (log)	0.1030 (0.040)	<b>.014</b>	
Human occupation before Europeans	-0.0242 (0.162)	.882	

Note: Models used 10 explanatory variables representing four main types of putative drivers of the differences observed: Geographical, environmental, biological and human. Significant relationships are shown in bold ( $p < .05$ ). Variation explained was measured by the pseudo- $R^2$  of Nakagawa et al., (2017).

of ecoregions, mean annual temperature and human population density were positively associated with gains in amphibian richness, whereas there was a negative association between the number of amphibians in historical assemblages and the number of islands. For reptiles, the variation in  $\Delta SR$  explained by the model was slightly higher than it was for amphibians (pseudo- $R^2 = 0.58$ ; Table 1). Three variables were significantly ( $\alpha = .05$ ) associated with the  $\Delta SR$  variation in reptiles: areal extent, mean annual temperature and human population density were all positively associated with  $\Delta SR$  (Table 1).

The current relationships between the amphibian  $SR$  and the non-anthropogenic factor patterns deviated moderately from the corresponding relationships of pre-15th century species assemblages (Figure 2). The most relevant change in terms of individual variables concerned an increase in the explanatory power of areal extent (pseudo- $R^2$  increased from 0.16 to 0.26; Figure 2a). Taking into account all the geographical and environmental variables combined, the GLS models were able to explain a reasonably higher amount of variation in the current (pseudo- $R^2 = 0.76$ ) than in the historical amphibian  $SR$  (pseudo- $R^2 = 0.63$ ) (Figure 2f,g). These models also highlighted the importance of the role of geography over that of the environment as the main driver of amphibian  $SR$  patterns. In reptiles, the change in the relationship of geographical patterns of richness and non-human factors was more apparent and expressed mainly through a substantial increase in the explanatory power of mean annual temperature (pseudo- $R^2$  increased from 0.28 to 0.49; Figure 2i). Likewise, multivariate model analysis highlighted the importance of environmental factors over purely geographical factors as the main drivers of the distribution of reptile  $SR$  patterns (Figure 2l,m).

### 3.2 | Changes in compositional similarity

The average compositional similarity for the historical amphibian and reptile assemblages was very low (average pairwise  $CS_{\text{historical}} = 0.002 \pm 0.031$  and  $0.012 \pm 0.066$ , respectively; Figure 3a,c). Most islands had no amphibian species in common ( $n = 48$ ; 75%), except for a few islands in the Caribbean Sea and the north-eastern Atlantic. For reptiles, the number of islands without compositional relatedness was smaller ( $n = 21$ ; c. 33%), and faunal regionalization was slightly more structured, because it involved a higher number of islands and the addition of a consistent cluster formed by Pacific islands.

The average compositional similarity of the current assemblages increased by c. 7.5 times for amphibians ( $CS_{\text{current}} = 0.015 \pm 0.069$ ) and 2.1 times for reptiles ( $CS_{\text{current}} = 0.025 \pm 0.067$ ). These increases led to substantial biogeographical reorganizations for both species groups. The compositional homogenization of amphibians was more accentuated among the Caribbean islands (Figure 3b; Supporting Information Appendix S1, Figure S1.4a), which now grouped tightly with a few islands from other regions, particularly the Pacific. The number of islands that had no amphibians in common was reduced almost by half, but still represented an important percentage of all islands ( $n = 25$ , c. 39%; Figure 3b). The compositional convergence

of reptiles occurred mainly within the Indian Ocean, within the Caribbean Sea and between the Indian and the Pacific Ocean islands (Figure 3d; Supporting Information Appendix S1, Figure S1.4b). The number of islands that had no reptiles in common was reduced by more than half, thus representing a small percentage of the entire set of islands ( $n = 10$ , c. 16%).

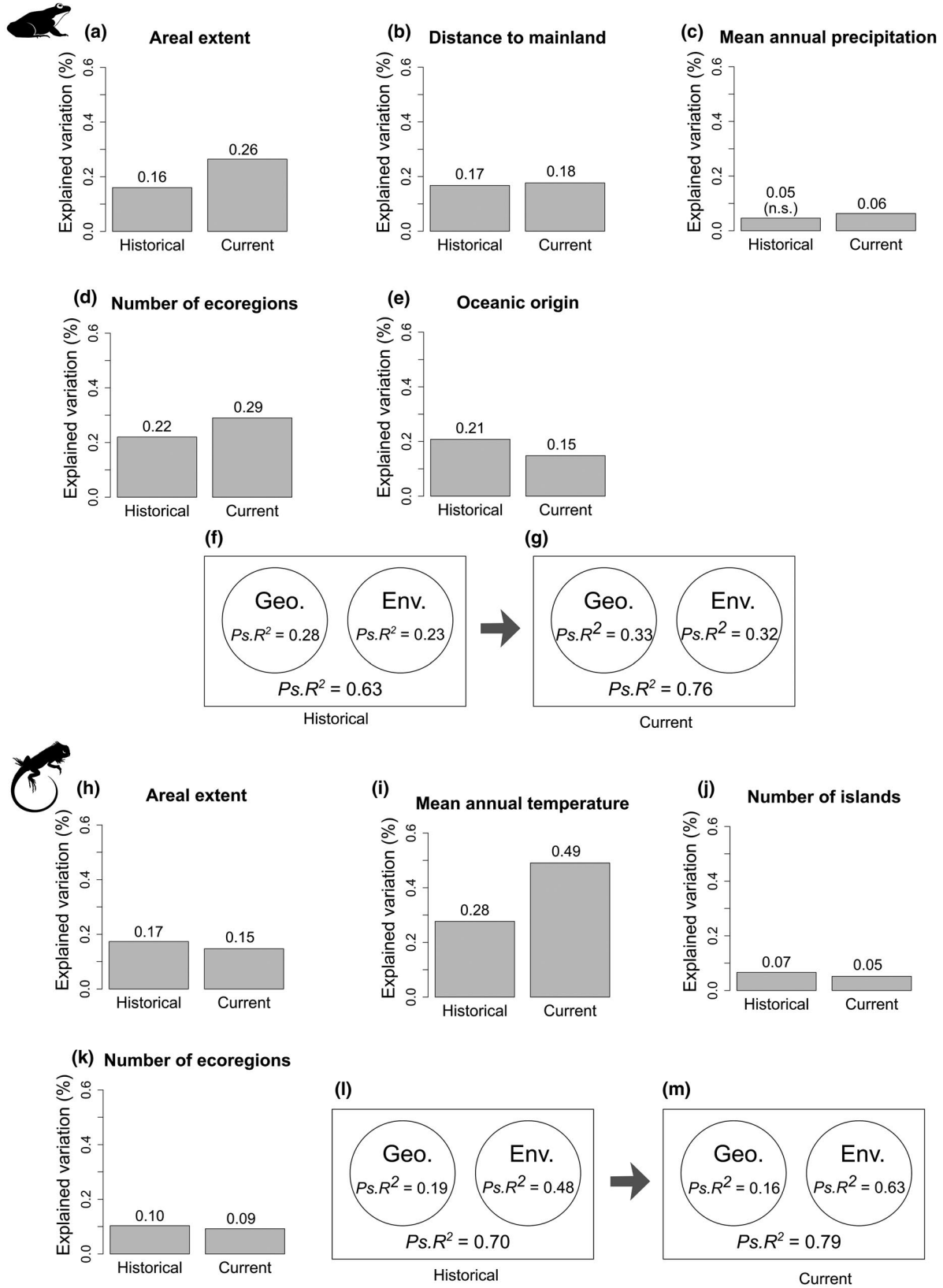
The MRM results regarding  $\Delta CS$  showed that longer geographical distances and larger differences in the average temperature between islands were negatively associated with increases of both amphibian and reptile compositional similarity (Table 2). Most importantly, these models explained only a very small fraction of the variation in  $\Delta CS$  in both species groups ( $R^2 = 0.06$  for amphibians and  $R^2 = 0.07$  for reptiles).

The MRM results on the relationship between the historical and current  $CS$  patterns and the non-anthropogenic factor patterns showed that the globalization of human activity contributed to an increase in the explanatory power of geographical distances and of the mean annual temperature for both taxa (Figure 4). In both cases, the increase in mean annual temperature was higher than the increase in geographical distance. For amphibians, this caused a matching between the relative importance of environment and geography as predictors of current  $CS$  (Figure 4d), whereas for reptiles, environment is now the most important predictor (Figure 4h). Importantly, the amount of variation in current  $CS$  explained by the two types of factors remains small ( $R^2 = 0.08$  for amphibians and  $R^2 = 0.18$  for reptiles).

## 4 | DISCUSSION

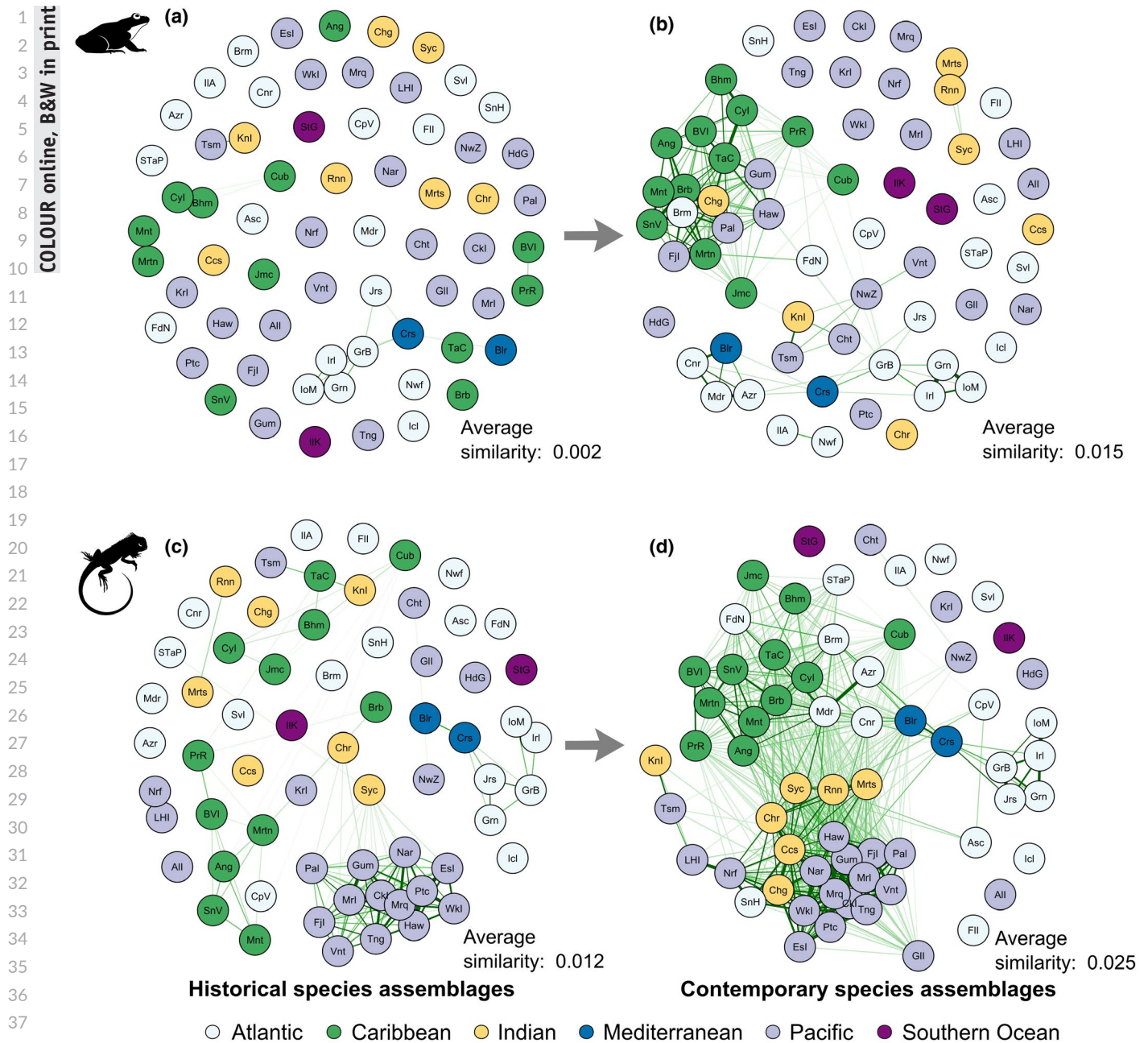
### 4.1 | Patterns and drivers of change in species richness

Our results showed that, since the 15th century, there has been a considerable increase in both amphibian and reptile species richness on islands. Recent increases in insular species richness have been identified in vascular plants, mammals and freshwater fish (Blackburn, Cassey, Duncan, Evans, & Gaston, 2004; Sax & Gaines, 2008; Sax et al., 2002) but not in birds, a group whose species richness has remained relatively stable owing to the numbers of established alien species roughly matching those of extinct species (Sax et al., 2002). The consistently positive balance between herptile invasions and extinctions on islands is not surprising. First, islands appear to be particularly susceptible to the establishment of introduced species, including herptiles (Capinha et al., 2017; Dawson et al., 2017). The reasons behind this susceptibility remain an active topic of research, with factors commonly mentioned including a high diversity of introduced species (i.e., colonization pressure; Helmus et al., 2014; Lockwood et al., 2009), a low diversity of natural enemies and the naiveté of local prey (e.g., Jeschke, DeBille, & Lortie, 2018; Moser et al., 2018). Second, the low or null diversity of native herptiles on many islands inherently limits the number of extinctions that can possibly occur. This limitation should



**FIGURE 2** Proportion of variation in spatial patterns of richness of (a–g) amphibians and (h–m) reptiles explained by spatial patterns of geographical and environmental factors. Proportions are shown for species richness before the onset of global oceanic exploration (“historical”) and for the present day (“current”). Measurements were made using generalized least squares models and considered each explanatory variable separately (bar plots) and all in combination (rectangles). For the latter models, the proportion of variation explained solely by geographical factors (Geo.) and by environmental factors (Env.) was also evaluated. Circles are not drawn to scale. Bar plots are shown only for individual variables having significant relationships ( $\alpha = .05$ ). Reported values correspond to pseudo- $R^2$  ( $P_s.R^2$ )





**FIGURE 3** Clustering of islands based on levels of compositional similarity (as measured by the inverse of the Jaccard's dissimilarity index) for (a,b) amphibians and (c,d) reptiles. Clusters are shown for historical species assemblages, representing bioregionalization before the onset of global oceanic exploration and for current species assemblages. Islands are represented as nodes, and the compositional similarity between pairs of islands is represented as weighted links. The width and length of links is a function of compositional similarity, with thicker and shorter links representing higher similarity. Islands with higher compositional similarity are grouped closer together and those with lower compositional similarity are further apart

be particularly relevant for both amphibians (e.g., c. 61% of the islands included in our study had no amphibians in the historical baseline) and reptiles (e.g., c. 22%). Finally, the diversity of herptile species targeted for direct exploitation by human explorers and settlers was apparently narrow. Direct human exploitation was a dominant cause of insular extinctions across taxa (Blackburn et al., 2004; Rhodin et al., 2015; Slavenko et al., 2016), and small-sized herptiles, which compose most of the taxonomic diversity on islands, have remained largely free from these pressures (Rhodin

et al., 2015; Slavenko et al., 2016), substantially reducing their chances of becoming extinct.

Given the prevalence of invasions over extinctions, the results of the regression models associating spatial variables with variations in change in richness are consistent with our expectations. Both species groups showed higher gains in richness on islands where the human population density, areal extent and mean annual temperatures were higher. Human population density is a proxy for the volume of goods that are imported and the amount

**TABLE 2** Results of multivariate regression on distance matrices (MRMs) explaining difference between historical and current compositional similarity of assemblages ( $\Delta$ CS) of (a) amphibians and (b) reptiles

Explanatory variable	Coefficient	p-value	R <sup>2</sup>
<b>(a) Amphibians</b>			
Intercept	0.04933	< .001	0.06
Geographical variable			
Geographical distance	< -0.000002	< .001	
Environmental variables			
Mean annual temperature	-0.00148	< .001	
Mean annual precipitation	0.000003	.414	
Human-related variables			
Human population size	< -0.000001	.155	
British colonization	-0.00565	.069	
French colonization	0.00216	.606	
Portuguese colonization	-0.01148	.255	
Spanish colonization	-0.00122	.849	
Human occupation before Europeans	-0.00164	.641	
<b>(b) Reptiles</b>			
Intercept	0.03262	< .001	0.07
Geographical variable			
Geographical distance	-0.000001	< .001	
Environmental variables			
Mean annual temperature	-0.00130	< .001	
Mean annual precipitation	< 0.00001	.685	
Human-related variables			
Human population size	< -0.00001	.462	
British occupation	0.00038	.864	
French colonization	0.00308	.291	
Portuguese colonization	-0.00814	.221	
Spanish colonization	-0.00261	.553	
Human occupation before Europeans	0.00508	.073	

Note: Historical and current compositional similarities were calculated between each pair of islands, for 64 islands dispersed worldwide. The models used nine explanatory variables, representing geographical, environmental and human relatedness among islands. Significant relationships are shown in bold ( $p < .05$ ), based on 9,999 permutation tests.

of human travel to and from islands, and thus plays a driving role in the number of species introduced (e.g., via pet trade and as stowaways in cargo) (Dawson et al., 2017). The relationships identified for the areal extent agree with the expectations for higher diversity in wider areas (MacArthur & Wilson, 2001). The relationship identified for the annual mean temperature also makes ecological sense, because it is likely to express the inability of most herpetiles to withstand cold climates (Storey, 1990). Amphibians had a significant, positive relationship with the number of ecoregions and negative relationships with historical species richness and

the number of islands. The former relationship is supportive of a positive, often identified, effect of habitat diversity (Ricklefs & Lovette, 1999). The relationship with historical species richness could suggest a role for the biotic resistance of the pre-existing community over introduced species (Jeschke et al., 2018). The possibility of this relationship resulting from higher potential for extinctions on islands with larger historical species pools might seem more parsimonious, but only two amphibian extinction events were recorded. The negative relationship with the number of islands is unclear and, possibly, corresponds to an offsetting of the areal extent effect when wide areas were obtained from the combination of a high number of islands.

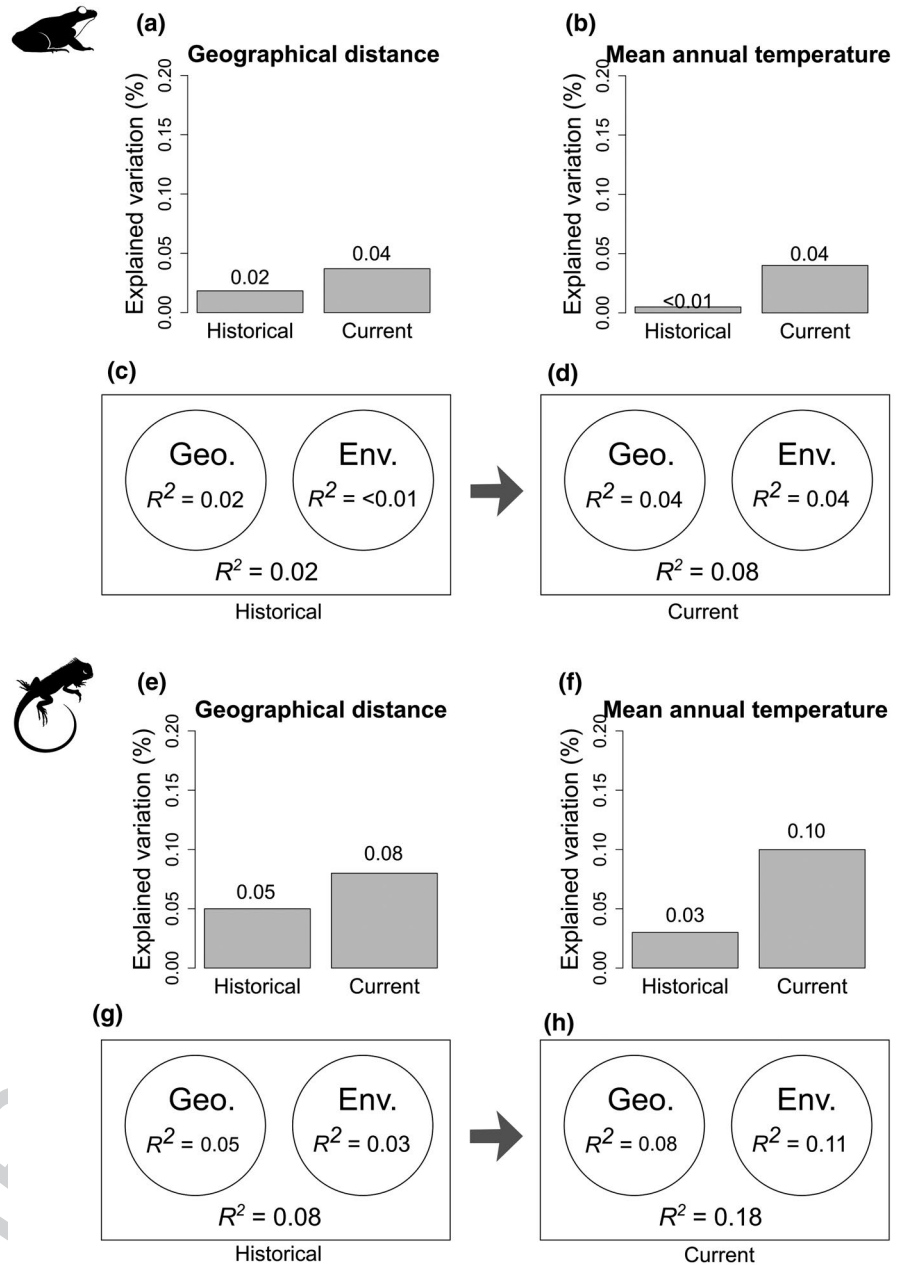
The loss of naturalness in the spatial patterns of species richness was substantial for both species groups. Interestingly, human action caused an increase and not a decrease in the predictability of patterns of richness from patterns of geographical and environmental factors. In amphibians, the increase in predictability was driven mostly by the areal extent and the number of ecoregions; wide islands with higher habitat diversity currently host a consistently higher number of amphibian species than they did before globalization. Moreover, the explanatory power of the distinction between oceanic and non-oceanic islands, which is commonly used to differentiate between species-poor and species-rich islands (e.g., Longman et al., 2018), was reduced. In reptiles, the higher predictability of current patterns of species richness distribution was driven primarily by a strong increase in the role of mean temperature. The strong increase in the role of this variable was also apparent in the map of changes in richness (Figure 1c), where the highest gains in richness were observed mainly on islands at lower latitudes. This pattern is likely to express, to some extent, the inability of introduced species to become established successfully on higher latitude islands characterized by cold climates (Storey, 1990).

#### 4.2 | Patterns and drivers of change in compositional similarities

There were substantial increases in the average compositional similarity of both reptilian and amphibian species. The current average compositional similarity of reptiles was more than two times higher than it was before the 15th century; in amphibians, this value was almost eight times higher. These values are higher or on par with the increases recorded for vascular plants and birds after the first human occupation of oceanic islands (Rosenblad & Sax, 2017), but are lower than those recorded for mammals on islands worldwide (Longman et al., 2018). The much higher relative increase of amphibian compositional similarity is likely to be a result of the very low levels of initial (historical) similarity, which amplify the homogenizing effects of same-species introductions between islands, as was also verified for mammals (Longman et al., 2018).

The increases in compositional similarity that were observed caused a marked reshaping of the bioregionalization of islands on a global scale. This reshaping was dominated by the biotic convergence

**FIGURE 4** Proportion of the variation in spatial patterns of compositional similarity for (a–d) amphibians and (e–h) reptiles, explained by patterns of geographical proximity and of environmental similarity between islands. The amount of variation explained ( $R^2$ ) was quantified using multiple regression on distance matrices, and measurements were made for historical species assemblages (“historical”) and for the current assemblages (“current”). Regression models considered each explanatory variable separately (bar plots) and all in combination (rectangles). For the latter models, the proportion of variation explained by geographical factors (Geo.) and by environmental factors (Env.) is also shown. Circles are not drawn to scale. Bar plots are shown only for variables with significant relationships ( $\alpha = .05$ )



of islands within the Caribbean (for both species groups) and within the Indian Ocean (for reptiles), but also between many islands located in distinct oceanic regions (e.g., in the Indian and the Pacific Oceans for reptiles). The results of the regression analyses show that island pairs that were close to each other had significantly higher increases in compositional similarity, which is likely to reflect a degree of spatial regionalization in the distribution of human-mediated events of invasion and extinction. However, compositional similarities are now equally or better explained by thermal similarities than by geographical distances as opposed to what was true before the onset of globalization. Temperature plays a part in environmental filtering, with thermal conditions acting in favour of certain introduced species. This finding is consistent with the hypothesis of an increased correspondence of global biogeographical regions to global climatic patterns driven by

biological invasions (Capinha et al., 2015). It should, however, be noted that the models could explain only a modest fraction of variation in the compositional differences of the two species groups. The explanatory variables used in these models reflect general patterns of geographical, environmental and human-related similarities between islands, and their limited explanatory power suggests a high importance of episodic, eventually idiosyncratic, drivers of alien species establishment and of species extinction. This is unsurprising given the large number of distinct human disturbances and complex global trade and travel flows that mediated the types and magnitudes of species extinctions and introductions on islands over the last centuries (Russell & Kueffer, 2019). In our models, we tested for evidence that British, French, Portuguese and Spanish colonial empires helped to reshape insular biodiversity. Future work could elucidate the role of human influence



further by representing more accurately the flows of people and goods between islands and between islands and continental areas throughout the years. However, we anticipate that the lack of detailed data on these flows for most islands would be a difficult obstacle to overcome.

### 4.3 | Conclusion

Our work provided the first global-scale assessment of how the diversity and biogeography of insular herpetofaunas have changed since the onset of globalization. We found widespread increases in species richness and substantial faunal homogenization. Somewhat paradoxically, human activity has introduced an increasing agreement between the herpetile richness and compositional similarity spatial patterns and some non-human factor spatial patterns, particularly the global temperature gradient. This increasing agreement appears to be driven primarily by biological invasions and reflects a reduction in the role of natural dispersal barriers, allowed by human agency, and an increase in the role of ecological factors in determining the number and identity of species colonizing islands. Altogether, our findings substantiate the growing body of literature identifying anthropogenic activities as a major agent of biodiversity and biogeographical alteration on a global scale (Capinha et al., 2015; Díaz et al., 2019; Dornelas et al., 2019). Recent projections of high rates of herpetile species invasions and extinctions (Alroy, 2015; Seebens et al., 2017), combined with fast-changing climatic patterns (Foufopoulos, Kilpatrick, & Ives, 2011; Stocker, 2014), suggest that insular herpetofaunas are likely to undergo further substantial changes in the coming decades.

### ACKNOWLEDGMENTS

This study received funding from FEDER Funds through the Operational Competitiveness Factors Program “COMPETE” and by National Funds through the Foundation for Science and Technology (FCT) within the framework of projects “PTDC/AAG-GLO/0463/2014-POCI-01-0145-FEDER-016583”, “PTDC/BIA-ECO/30931/2017-POCI-01-0145-FEDER-030931” and “UIDB/00295/2020”. C.C. and L.R. were supported by Portuguese National Funds through FCT, I.P., under the programme of “Stimulus of Scientific Employment–Individual Support” within the contracts “CEECIND/02037/2017” and “CEECIND/00445/2017”, respectively. We wish to acknowledge Shai Meiri for suggestions that helped to improve the manuscript. We are grateful to the following individuals for creating and making available, under a creative commons license, the species icons used in this study: Christy Presler (frog) and Nick Novell (iguana).

### CONFLICT OF INTEREST

The authors declare no conflicts of interest.

### AUTHOR CONTRIBUTIONS

C.C. designed the study with contributions from L.R.; C.C. and F.M. compiled and prepared the data; C.C. performed the data analysis; C.C. led manuscript writing, with input from F.M. and L.R.

### DATA ACCESSIBILITY

All data necessary to reproduce the analyses presented in this study are included in the Supporting Information (Appendices S2–S4).

### ORCID

César Capinha  <https://orcid.org/0000-0002-0666-9755>

### REFERENCES

- Alroy, J. (2015). Current extinction rates of reptiles and amphibians. *Proceedings of the National Academy of Sciences USA*, 112, 13003–13008.
- Blackburn, T. M., Cassey, P., Duncan, R. P., Evans, K. L., & Gaston, K. J. (2004). Avian extinction and mammalian introductions on oceanic islands. *Science*, 305, 1955–1958.
- Blackburn, T. M., Delean, S., Pyšek, P., & Cassey, P. (2016). On the island biogeography of aliens: A global analysis of the richness of plant and bird species on oceanic islands. *Global Ecology and Biogeography*, 25, 859–868.
- Capinha, C., Essl, F., Seebens, H., Moser, D., & Pereira, H. M. (2015). The dispersal of alien species redefines biogeography in the Anthropocene. *Science*, 348, 1248–1251.
- Capinha, C., Seebens, H., Cassey, P., García-Díaz, P., Lenzner, B., Mang, T., ... Essl, F. (2017). Diversity, biogeography and the global flows of alien amphibians and reptiles. *Diversity and Distributions*, 23, 1313–1322.
- Case, T. J., Bolger, D. T., & Richman, A. D. (1992). Reptilian extinctions: The last ten thousand years. In P. L. Fiedler, & S. K. Jain (Eds.), *Conservation biology* (pp. 91–125). New York, NY: Springer.
- Central Intelligence Agency (2008). *The world factbook*. Potomac, MD: Books Inc.
- Crosby, A. W. (2003). *The Columbian exchange: Biological and cultural consequences of 1492*. Westport, CT: Greenwood Publishing Group.
- Dawson, W., Moser, D., van Kleunen, M., Kreft, H., Pergl, J., Pyšek, P., ... Essl, F. (2017). Global hotspots and correlates of alien species richness across taxonomic groups. *Nature Ecology & Evolution*, 1, 0186.
- Díaz, S., Settele, J., Brondízio, E. S., Ngo, H. T., Agard, J., Arneth, A., ... Zayas, C. N. (2019). Pervasive human-driven decline of life on Earth points to the need for transformative change. *Science*, 366, eaax3100.
- Dormann, C. F., McPherson, J. M., Araújo, M. B., Bivand, R., Bolliger, J., Carl, G., ... Wilson, R. (2007). Methods to account for spatial autocorrelation in the analysis of species distributional data: A review. *Ecography*, 30, 609–628.
- Dornelas, M., Gotelli, N. J., Shimadzu, H., Moyes, F., Magurran, A. E., & McGill, B. J. (2019). A balance of winners and losers in the Anthropocene. *Ecology Letters*, 22, 847–854.
- Epskamp, S., Cramer, A. O., Waldorp, L. J., Schmittmann, V. D., & Borsboom, D. (2012). qgraph: Network visualizations of relationships in psychometric data. *Journal of Statistical Software*, 48(4), 1–18.
- Ficetola, G. F., & Padoa-Schioppa, E. (2009). Human activities alter biogeographical patterns of reptiles on Mediterranean islands. *Global Ecology and Biogeography*, 18, 214–222.
- Foufopoulos, J., Kilpatrick, A. M., & Ives, A. R. (2011). Climate change and elevated extinction rates of reptiles from Mediterranean islands. *The American Naturalist*, 177, 119–129.
- Fox, J., Weisberg, S., Adler, D., Bates, D., Baud-Bovy, G., Ellison, S., ... Graves, S. (2012). Package “car”. R package. Retrieved from <http://CRAN.R-project.org/package=car>
- Frost, D. R. (2019). *Amphibian species of the world: An online reference*. Version 6. Retrieved from <http://research.amnh.org/vz/herpetology/amphibia/index.php>
- Fruchterman, T. M., & Reingold, E. M. (1991). Graph drawing by force-directed placement. *Software: Practice and Experience*, 21, 1129–1164.

- Goslee, S. C., & Urban, D. L. (2007). The ecodist package for dissimilarity-based analysis of ecological data. *Journal of Statistical Software*, 22, 1–19.
- Helmus, M. R., Mahler, D. L., & Losos, J. B. (2014). Island biogeography of the Anthropocene. *Nature*, 513, 543–546.
- Hodge, K. V., Powell, R., & Censky, E. J. (2011). *Conserving the herpetofauna of Anguilla. Conservation of Caribbean island herpetofaunas, Volume 2: Regional accounts of the West Indies*, pp. 3–15. Leiden, The Netherlands: Brill.
- Hulme, P. E. (2009). Trade, transport and trouble: Managing invasive species pathways in an era of globalization. *Journal of Applied Ecology*, 46, 10–18.
- Ives, A. R. (2015). For testing the significance of regression coefficients, go ahead and log-transform count data. *Methods in Ecology and Evolution*, 6, 828–835.
- Jeschke, J. M., DeBille, S., & Lortie, C. J. (2018). Biotic resistance and island susceptibility hypotheses. In J. M. Jeschke, & T. Heger (Eds.), *Invasion biology: Hypotheses and evidence* (pp. 60–70). Wallingford, UK: CABI.
- Kier, G., Kreft, H., Lee, T. M., Jetz, W., Ibsch, P. L., Nowicki, C., ... Barthlott, W. (2009). A global assessment of endemism and species richness across island and mainland regions. *Proceedings of the National Academy of Sciences USA*, 106, 9322–9327.
- Lefcheck, J. S. (2016). piecewiseSEM: Piecewise structural equation modelling in R for ecology, evolution, and systematics. *Methods in Ecology and Evolution*, 7, 573–579.
- Legendre, P., Lapointe, F.-J., & Casgrain, P. (1994). Modeling brain evolution from behavior: A permutational regression approach. *Evolution*, 48, 1487–1499.
- Lockwood, J. L., Cassey, P., & Blackburn, T. M. (2009). The more you introduce the more you get: The role of colonization pressure and propagule pressure in invasion ecology. *Diversity and Distributions*, 15, 904–910.
- Longman, E. K., Rosenblad, K., & Sax, D. F. (2018). Extreme homogenization: The past, present and future of mammal assemblages on islands. *Global Ecology and Biogeography*, 27, 77–95.
- MacArthur, R. H., & Wilson, E. O. (2001). *The theory of island biogeography* (Vol. 1). Princeton, NJ: Princeton University Press.
- Moser, D., Lenzner, B., Weigelt, P., Dawson, W., Kreft, H., Pergl, J., ... Essl, F. (2018). Remoteness promotes biological invasions on islands worldwide. *Proceedings of the National Academy of Sciences USA*, 115, 9270–9275.
- Nakagawa, S., Johnson, P. C. D., & Schielzeth, H. (2017). The coefficient of determination  $R^2$  and intra-class correlation coefficient from generalized linear mixed-effects models revisited and expanded. *Journal of the Royal Society Interface*, 14, 20170213.
- Nychka, D., Furrer, R., Paige, J., & Sain, S. (2017). *Fields: Tools for spatial data*. Retrieved from <https://doi.org/10.5065/D6W957CT>
- Olden, J. D., Lockwood, J. L., & Parr, C. L. (2011). Biological invasions and the homogenization of faunas and floras. In R. J. Ladle, & R. J. Whittaker (Eds.), *Conservation biogeography* (pp. 224–244). Hoboken, NJ: Blackwell.
- Olson, D. M., Dinerstein, E., Wikramanayake, E. D., Burgess, N. D., Powell, G. V. N., Underwood, E. C., ... Kassem, K. R. (2001). Terrestrial ecoregions of the world: A new map of life on Earth. *BioScience*, 51, 933–938.
- Pinheiro, J., Bates, D., DebRoy, S., & Sarkar, D. (2016). *nlme: Linear and nonlinear mixed effects models*. R package. Retrieved from <http://CRAN.R-project.org/package=nlme>
- R Core Team (2018). *R: A language and environment for statistical computing*. Vienna, Austria: R Foundation for Statistical Computing.
- Rhodin, A. G. J., Thomson, S., Georgalis, G., Karl, H. V., Danilov, I. G., Takahashi, A., ... Iverson, J. B. (2015). Turtles and tortoises of the world during the rise and global spread of humanity: First checklist and review of extinct Pleistocene and Holocene chelonians. In A. G. J. Rhodin, P. C. H. Pritchard, P. P. van Dijk, R. A. Saumure, K. A. Buhlmann, J. B. Iverson, & R. A. Mittermeier (Eds.), *Conservation biology of freshwater turtles and tortoises: A compilation project of the IUCN/SSC tortoise and freshwater turtle specialist group* (Vol. 5, pp. 1–66). Lunenburg, MA: Chelonian Research Monographs.
- Ricklefs, R. E., & Lovette, I. J. (1999). The roles of island area *per se* and habitat diversity in the species–area relationships of four Lesser Antillean faunal groups. *Journal of Animal Ecology*, 68, 1142–1160.
- Rosenblad, K. C., & Sax, D. F. (2017). A new framework for investigating biotic homogenization and exploring future trajectories: Oceanic island plant and bird assemblages as a case study. *Ecography*, 40, 1040–1049.
- Russell, J. C., & Kueffer, C. (2019). Island biodiversity in the Anthropocene. *Annual Review of Environment and Resources*, 44, 31–60.
- Sax, D. F., & Gaines, S. D. (2008). Species invasions and extinction: The future of native biodiversity on islands. *Proceedings of the National Academy of Sciences USA*, 105(Supplement 1), 11490–11497.
- Sax, D. F., Gaines, S. D., & Brown, J. H. (2002). Species invasions exceed extinctions on islands worldwide: A comparative study of plants and birds. *The American Naturalist*, 160, 766–783.
- Seebens, H., Blackburn, T. M., Dyer, E. E., Genovesi, P., Hulme, P. E., Jeschke, J. M., ... Essl, F. (2017). No saturation in the accumulation of alien species worldwide. *Nature Communications*, 8, 14435.
- Slavenko, A., Tallowin, O. J., Itescu, Y., Raia, P., & Meiri, S. (2016). Late Quaternary reptile extinctions: Size matters, insularity dominates. *Global Ecology and Biogeography*, 25, 1308–1320.
- Spatz, D. R., Zilliacus, K. M., Holmes, N. D., Butchart, S. H. M., Genovesi, P., Ceballos, G., ... Croll, D. A. (2017). Globally threatened vertebrates on islands with invasive species. *Science Advances*, 3, e1603080.
- Stocker, T. (2014). *Climate change 2013: The physical science basis: Working group I contribution to the fifth assessment report of the Intergovernmental panel on climate change*. Cambridge, UK: Cambridge University Press.
- Storey, K. B. (1990). Life in a frozen state: Adaptive strategies for natural freeze tolerance in amphibians and reptiles. *American Journal of Physiology-Regulatory, Integrative and Comparative Physiology*, 258, R559–R568.
- Uetz, P., Freed, P., & Hošek, J. (2019). *The reptile database*. Retrieved from <http://www.reptile-database.org>
- Weigelt, P., Jetz, W., & Kreft, H. (2013). Bioclimatic and physical characterization of the world's islands. *Proceedings of the National Academy of Sciences USA*, 110, 15307–15312.

## BIOSKETCH

**César Capinha** is a biogeographer with interests in biological invasions and global biodiversity change.

**Fabio Marcolin** is an ecologist and ornithologist interested mainly in conservation ecology and wildlife management in the topics. Recently, he became interested in understanding how conservation strategies should be implemented to mitigate ecological problems arising from biological invasions.

**Luís Reino** is an ecologist and ornithologist interested in a broad range of topics, including biological invasions. In invasion ecology, L.R. is particularly interested in documenting how global change is shaping the spatial patterns of human-mediated dispersal of species.



## SUPPORTING INFORMATION

Additional Supporting information may be found online in the Supporting Information section.

**How to cite this article:** Capinha C, Marcolin F, Reino L. Human-induced globalization of insular herpetofaunas. *Global Ecol Biogeogr.* 2020;00:1–22. <https://doi.org/10.1111/geb.13109>

## APPENDIX 1

## DATA SOURCES

- 15 Abrahão, C. R., Russell, J. C., Silva, J. C. R., Ferreira, F., & Dias, R. A. (2019). Population assessment of a novel island invasive: tegu (*Salvator merianae*) of Fernando de Noronha. In: C. R. Veitch, M. N. Clout, A. R. Martin, J. C. Russell & C. J. West (Eds.), *Island invasives: scaling up to meet the challenge*, 62, 317–325. Occasional Paper SSC no. 62. Gland, Switzerland: IUCN.
- 16 Alaska Department of Fish and Game. (1999). *Reptiles and amphibians*. Retrieved from <https://www.adfg.alaska.gov/index.cfm?adfg=animals.listreptiles>
- 17 Allison, A., Fisher, R., Hamilton, A. & Tallowin, O. (2013). *Emoiaslevini*. The IUCN Red List of Threatened Species 2013: e.T196621A2467313. Retrieved from <https://www.iucnredlist.org>
- 18 Allison, A., Hamilton, A. & Tallowin, O. (2012). *Tachygyia microlepis*. The IUCN Red List of Threatened Species 2012: e.T21286A2775072. Retrieved from <https://www.iucnredlist.org>
- 19 Amphibian and Reptile Conservation Trust. (2018). *Breaking new ground—Northern clade pool frog reintroduction project*. Retrieved from <https://www.arc-trust.org/breaking-new-ground>
- 20 Amphibian and Reptile Conservation Trust. (2019). *Alien amphibian and reptile species in the UK*. Retrieved from <https://www.arc-trust.org/non-native-amphibians>
- 21 Amphibian Research Centre. (n.d.). *Frogs of Australia*. Retrieved from <https://frogs.org.au/frogs/>
- 22 Ananjeva, N. B. (2006). *The reptiles of Northern Eurasia: taxonomic diversity, distribution, conservation status (No. 47)*. Sofia, Bulgaria: Pensoft Publishers.
- 23 Andrew, P., Cogger, H., Driscoll, D., Flakus, S., Harlow, P., Maple, D., ... Tiernan, B. (2018). Somewhat saved: a captive breeding programme for two endemic Christmas Island lizard species, now extinct in the wild. *Oryx*, 52, 171–174.
- 24 Arnold, E. N., & Bour, R. (2008). A new *Nactus* gecko (Gekkonidae) and a new *Leiolopisma* skink (Scincidae) from La Réunion, Indian Ocean, based on recent fossil remains and ancient DNA sequence. *Zootaxa*, 1705, 40–50.
- 25 Arntzen, J. W., King, T. M., Denoël, M., Martínez-Solano, I., & Wallis, G. P. (2016). Provenance of *Ichthyosaura alpestris* (Caudata: Salamandridae) introductions to France and New Zealand assessed by mitochondrial DNA analysis. *The Herpetological Journal*, 26, 49–56.
- 26 Ashmole, N. P., & Ashmole, M. J. (1997). The land fauna of Ascension Island: new data from caves and lava flows, and a reconstruction of the prehistoric ecosystem. *Journal of Biogeography*, 24, 549–589.
- 27 Austin, C. C. (1999). Lizards took express train to Polynesia. *Nature*, 397, 113.
- 28 Backlin, A. R., Richmond, J. Q., & Fisher, R. (2015). Reptiles of Nauru. In McKenna, S. A., Butler, D. J., & Wheatley, A. (Eds.), *Rapid biodiversity assessment of Republic of Nauru*. Apia, WS: Secretariat of the Pacific Regional Environment Programme.
- 29 Bacon, J. P., Gray, J. A., & Kitson, L. (2006). Status and conservation of the reptiles and amphibians of the Bermuda islands. *Applied Herpetology*, 3, 323–344.
- 30 Barreiros, J. P., Elias, R. B., Lourenço, J., Dias, E., & Borges, P. A. (2010). First records of *Tarentola mauritanica* (Linnaeus, 1758) (Reptilia; Gekkonidae) in the Azores. *Arquipélago. Life and Marine Sciences*, 73–75.
- 31 Bauer, A. M. (1988). Hypothesis: a geological basis for some herpetofaunal disjunctions in the southwest Pacific, with special reference to Vanuatu. *Herpetological Journal*, 1, 259–263.
- 32 Behm, J. E., van Buurt, G., DiMarco, B. M., Ellers, J., Irian, C. G., Langhans, K. E., ... Helmus, M. R. (2019). First records of the mourning gecko (*Lepidodactylus lugubris* Duméril and Bibron, 1836), common house gecko (*Hemidactylus frenatus* Duméril, 1836), and Tokay gecko (*Gekko gecko* Linnaeus, 1758) on Curaçao, Dutch Antilles, and remarks on their Caribbean distributions. *BiolInvasions Records*, 8, 34–44.
- 33 Bochaton, C., Grouard, S., Breuil, M., Ineich, I., Tresset, A., & Bailon, S. (2016). Osteological differentiation of the *Iguana* Laurenti, 1768 (Squamata: Iguanidae) species: *Iguana iguana* (Linnaeus, 1758) and *Iguana delicatissima* Laurenti, 1768, with some comments on their hybrids. *Journal of Herpetology*, 50, 295–305.
- 34 Borroto-Páez, R., Bosch, R. A., Fabres, B. A., & García, O. A. (2015). Introduced amphibians and reptiles in the Cuban archipelago. *Herpetological Conservation and Biology*, 10, 985–1012.
- 35 Bosch, R. A., & Páez, R. B. (2017). First record from Cuba of the introduced mourning gecko, *Lepidodactylus lugubris* (Duméril and Bibron, 1836). *BiolInvasions Records*, 6, 297–300.
- 36 Bradley, K. A., & Gerber, G. P. (2005). Conservation of the Anegada iguana (*Cyclura pinguis*). *Iguana*, 12, 78–85.
- 37 Breuil, M. (2009). The terrestrial herpetofauna of Martinique: Past, present, future. *Applied Herpetology*, 6, 123–149.
- 38 British Columbia Ministry of Forests, Lands and Natural Resource Operations. (2014) *Guidelines for amphibian and reptile conservation during urban and rural land development in British Columbia (2014)*. Retrieved from [https://www2.gov.bc.ca/assets/gov/environment/natural-resource-stewardship/best-management-practices/herptilebmp\\_complete.pdf](https://www2.gov.bc.ca/assets/gov/environment/natural-resource-stewardship/best-management-practices/herptilebmp_complete.pdf)
- 39 Buckland, S., Cole, N. C., Aguirre-Gutiérrez, J., Gallagher, L. E., Henshaw, S. M., Besnard, A., ... Harris, S. (2014). Ecological effects of the invasive giant Madagascar day gecko on endemic Mauritian geckos: applications of binomial-mixture and species distribution models. *PLoS ONE*, 9, e88798.

- 1 Buden, D. W. (2008). The reptiles of Nauru 1. *Pacific Science*, 62,  
2 499–508.
- 3 Burley, D. (2010). The early prehistory of Fiji. *Archaeology in Oceania*,  
4 45, 111–112.
- 5 Burns, R. J., Bell, B. D., Haigh, A., Bishop, P. J., Easton, L., Wren, S., ...  
6 Makan, T. (2018). *Conservation status of New Zealand amphibians*,  
7 2017. Wellington, New Zealand: Publishing Team, Department of  
8 Conservation.
- 9 CABI. (2019). *Eleutherodactylus planirostris* (greenhouse frog).  
10 Retrieved from <https://www.cabi.org/isc/datasheet/84737>
- 11 Capinha, C., Seebens, H., Cassey, P., García-Díaz, P., Lenzner, B.,  
12 Mang, T., ... Winter, M. (2017). Diversity, biogeography and  
13 the global flows of alien amphibians and reptiles. *Diversity and*  
14 *Distributions*, 23, 1313–1322.
- 15 Carranza, S., & Arribas, Ó. (2015). La salamandrea rosada  
16 (*Hemidactylus turcicus*) en la península ibérica, islas Baleares e  
17 islas Canarias. *Boletín de la Asociación Herpetológica Española*, 26,  
18 51–54.
- 19 Case, T. J., Bolger, D. T., & Petren, K. (1994). Invasions and competi-  
20 tive displacement among house geckos in the tropical Pacific.  
21 *Ecology*, 75, 464–477.
- 22 Caut, S., & Jowers, M. J. (2016). Is the Martinique ground snake  
23 *Erythrolamprus cursor* extinct? *Oryx*, 50, 545–548.
- 24 Cheke, A. (2010). The timing of arrival of humans and their commen-  
25 sal animals on Western Indian Ocean oceanic islands. *Phelsuma*,  
26 18, 38–69.
- 27 Cheke, A., & Hume, J. P. (2010). *Lost land of the Dodo: The ecologi-  
28 cal history of Mauritius, Réunion and Rodrigues*. London, UK:  
29 Bloomsbury Publishing.
- 30 Chester, S. (2010). *A wildlife guide to Chile: continental Chile, Chilean*  
31 *Antarctica, Easter Island, Juan Fernandez Archipelago*. Princeton,  
32 NJ: Princeton University Press.
- 33 Christy, M. T., Clark, C. S., Gee, D. E., Vice, D., Vice, D. S., Warner, M.  
34 P., ... Savidge, J. (2007). Recent records of alien anurans on the  
35 Pacific Island of Guam. *Pacific Science*, 61, 469–483.
- 36 Cisneros-Heredia, D. F. (2018). The hitchhiker wave: non-native  
37 small terrestrial vertebrates in the Galapagos. In Torres M., Mena  
38 C. (Eds.), *Understanding invasive species in the Galapagos Islands. Social and ecological interactions in the Galapagos Islands* (pp. 95–  
39 139). New York, NY: Springer.
- 41 Clause, A. G., Thomas-Moko, N., Rasalato, S., & Fisher, R. N. (2018).  
42 All is not lost: Herpetofaunal “extinctions” in the Fiji Islands 1.  
43 *Pacific Science*, 72, 321–329.
- 44 Cogger, H. (2014). *Reptiles and amphibians of Australia*. Clayton,  
45 Victoria, Australia: CSIRO publishing.
- 46 18 Cogger, H., Mitchell, N. M. & Woinarski, J. (2017). *Lepidodactylus*  
47 *listeri*. The IUCN Red List of Threatened Species 2017:  
48 e.T11559A83321765. Retrieved from <https://www.iucnredlist.org>
- 49
- 50 Cogger, H. & Woinarski, J. (2017). *Emoia nativitatis*. The IUCN Red List  
51 of Threatened Species 2017: e.T178595A101749951. Retrieved  
52 from <https://www.iucnredlist.org>
- 53
- Cole, N. C. (2005). The ecological impact of the invasive house  
gecko *Hemidactylus frenatus* upon endemic Mauritian geckos.  
Unpublished PhD dissertation, University of Bristol.
- Cole, N. C. (2009). Herpetofaunal observations on Eagle Island,  
Middle Brother, North Brother and Diego Garcia, with an over-  
view of previous records in the Chagos Archipelago. *Phelsuma*,  
17, 40–48.
- Colgan, D., Muir, G., Shea, G., & Cogger, H. (2006). A survey of the  
terrestrial reptiles of Norfolk Island March 2005: Report 3. The  
levels of intraspecific genetic differentiation among island popu-  
lations of the gekkonid lizard *Christinus guentheri* in the Norfolk  
Island complex. Retrieved from <http://environment.gov.au>
- Corti, C., Masseti, M., Delfino, M., & Pérez-Mellado, V. (1999). Man  
and herpetofauna of the Mediterranean islands. *Revista Española*  
*de Herpetología*, 13, 83–100.
- COSEWIC. (2009). COSEWIC assessment and update status report  
on Northern leopard frog *Lithobates pipiens*. Retrieved from  
[http://www.sararegistry.gc.ca/status/status\\_e.cfm](http://www.sararegistry.gc.ca/status/status_e.cfm)
- Cota, M. (2008). *Varanus indicus* and its presence on the Mariana  
Islands: Natural geographic distribution vs. introduction. *Biawak*,  
2, 18–27.
- Crombie, R. I. (1972). The presence of *Hyla squirella* in the Bahamas.  
*Quarterly Journal of the Florida Academy of Sciences*, 35, 49–52.
- Crombie, R. I., & Pregill, G. K. (1999). A checklist of the herpetofauna  
of the Palau Islands (Republic of Belau), Oceania. *Herpetological*  
*Monographs*, 13, 29–80.
- Crowley, B. E., Yanes, Y., Mosher, S. G., & Rando, J. C. (2019). Revisiting  
the foraging ecology and extinction history of two endemic verte-  
brates from Tenerife, Canary Islands. *Quaternary*, 2, 10–33.
- Daltry, J. C. & Powell, R. (2016). *Mabuya montserratae* (errata version  
published in 2017). The IUCN Red List of Threatened Species  
2016: e.T47102881A115396914. Retrieved from <https://www.iucnredlist.org>
- de Queiroz, K. & Mayer, G. C. (2011). *Anolis pogus*. The IUCN Red List  
of Threatened Species 2011: e.T177907A7477695. Retrieved  
from <https://www.iucnredlist.org>
- DECR – Government of the Turks and Caicos Islands. (2019). Reptiles  
and amphibians. Retrieved from [https://www.gov.tc/decr/](https://www.gov.tc/decr/component/content/article/8-programs-and-projects/1-reptiles-and-amphibians?Itemid=101)  
[component/content/article/8-programs-and-projects/1-reptiles-and-amphibians?Itemid=101](https://www.gov.tc/decr/component/content/article/8-programs-and-projects/1-reptiles-and-amphibians?Itemid=101)
- Delagerre, M., & Cheylan, M. (1992). *Atlas de repartition des batra-  
ciens et reptiles de Corse*. Ajaccio, France: Parc Naturel Régional  
de la Corse, E. P. H. E.
- Department of Environment and Climate Change NSW. (2007).  
*Lord Howe Island biodiversity management plan*. Retrieved from  
<https://www.environment.gov.au/>
- Díaz-Lameiro, A. M., Herrera, J. L., Barber, D., Powell, R., & Bird-Pico,  
F. (2010). *Peltophryne lemur*. Retrieved from [https://repositories](https://repositories.lib.utexas.edu/handle/2152/44661)  
[.lib.utexas.edu/handle/2152/44661](https://repositories.lib.utexas.edu/handle/2152/44661)
- Director of National Parks. (2018). A conservation introduc-  
tion action plan for the Christmas Island Blue-tailed skink,  
*Cryptoblepharus egeriae*, from Christmas Island and Taronga

- Zoo to the Cocos (Keeling) Islands. Canberra, ACT, Australia: Director of National Parks.
- Duffey, E. (1964). The terrestrial ecology of Ascension Island. *Journal of Applied Ecology*, 1, 219–251.
- Easteal, S. (1981). The history of introductions of *Bufo marinus* (Amphibia: Anura); a natural experiment in evolution. *Biological Journal of the Linnean Society*, 16, 93–113.
- Eaton, J. M., Howard, K. G., & Powell, R. (2001). Geographic distribution: *Anolis carolinensis*. *Herpetological Review*, 32, 118.
- Echternacht, A. C., Burton, F. J., & Blumenthal, J. M. (2011). The amphibians and reptiles of the Cayman Islands: Conservation issues in the face of invasions. In A. Hailey, B. Wilson, & J. Horrocks (Eds.), *Conservation of Caribbean island herpetofaunas, Volume 2: Regional accounts of the West Indies* (pp. 129–147). Leiden, The Netherlands: Brill.
- Edgar, P. (2010). *The amphibians and reptiles of the UK overseas territories, crown dependencies and sovereign base areas: species inventory and overview of conservation and research priorities*. Bournemouth, UK: Amphibian and Reptile Conservation.
- Escoriza, D. (2008). Reptiles of Corsica and Sardinia: Part I Tortoises, turtles and geckos. *Treballs de la Societat Catalana de herpetologia*, 5, 1–43.
- Fields, A., & Horrocks, J. A. (2011). The herpetofauna of Barbados: Anthropogenic impacts and conservation status. In A. Hailey, B. Wilson, & J. Horrocks (Eds.), *Conservation of Caribbean island herpetofaunas, Volume 2: Regional accounts of the West Indies* (pp. 89–104). Leiden, The Netherlands: Brill.
- Fisher, R. N., Uili, M., Enoka, F., & Zug, G. R. (2013). Clarifying the distributional records for *Hemiphyllodactylus typus* (Bleeker, 1860) from Central Oceania. *Herpetology Notes*, 6, 247–250.
- Franz, R., Dodd, C. K., & Buden, D. W. (1993). Distributional records of amphibians and reptiles from the Exuma Islands, Bahamas, including the first reports of a freshwater turtle and an introduced gecko. *Caribbean Journal of Science*, 29, 165–173.
- Frenot, Y., Lebouvier, M., Gloaguen, J. C., Hennion, F., Vernon, P., & Chapuis, J. L. (2006). Impact des changements climatiques et de la fréquentation humaine sur la biodiversité des îles subantarctiques françaises. *Belgeo. Revue belge de géographie*, 3, 363–372.
- Fritts, T. H., & Rodda, G. H. (1998). The role of introduced species in the degradation of island ecosystems: a case history of Guam. *Annual Review of Ecology and Systematics*, 29, 113–140.
- Frog Watch SA. (2015–2019). *Frog in SA*. Retrieved from <https://www.frogwatchsa.com.au/learning-resources/frogs-in-sa>
- Gaffney, E. S. (1983). The cranial morphology of the extinct horned turtle, *Meiolania platyceps*, from the Pleistocene of Lord Howe Island, Australia. *Bulletin of the AMNH*, 175, 364–479.
- Gardner, A. S. (1986). The biogeography of the lizards of the Seychelles Islands. *Journal of Biogeography*, 13, 237–253.
- GB Non-native species secretariat. (2008–2015). Retrieved from <http://www.nonnativespecies.org>
- Gederaas, L., Loennechen Moen, T., Skjelseth, S., & Larsen, L.K. (2012). Alien species in Norway-with the Norwegian Black List 2012. Oslo, Norway: Norwegian Biodiversity Information Centre.
- Gerber, G. & Pagni, L. (2012). *Anegada iguana species recovery plan, 2006–2010*. Gland, Switzerland: IUCN.
- Gerlach, J. (2008). Population and conservation status of the reptiles of the Seychelles islands. *Phelsuma*, 16, 30–48.
- Gerlach, J. (2008). Essay 5.1. Seychelles amphibians. In S. N. Stuart, M. Hoffmann, J. S. Chanson, N. A. Cox, R. J. Berridge, P. Ramani, & B. E. Young (Eds.), *Threatened amphibians of the world* (pp. 59–60). Barcelona, Spain: Lynx Edicions.
- Gland, Switzerland: IUCN SSC Iguana Specialist Group. **20**
- Gibbons, J. R. (1981). The biogeography of *Brachylophus* (Iguanidae) including the description of a new species, *B. vitiensis*, from Fiji. *Journal of Herpetology*, 15, 255–273.
- Gibson-Hill, C. A. (1950). A note on the reptiles occurring on the Cocos-Keeling Islands. *Bulletin of the Raffles Museum*, 22, 206–211.
- Giery, S. T., Donte, R., & Stroud, J. T. (2017). Establishment of the eastern arrow-mouthed frog (*Gastrophryne carolinensis*) on Abaco Island in the Bahamas, with notes on the species' current distribution in the West Indies. *IRCF Reptiles & Amphibians*, 24, 139–141.
- Gill, B. I. (1993). The lizards of the Pitcairn Island group, south Pacific. *New Zealand Journal of Zoology*, 20, 161–164.
- Gill, B. J. (1998). Records of Cook Islands lizards. *Tuhinga, Records of the Museum of New Zealand Te Papa Tongarewa*, 10, 151–157.
- Gill, B. J., & Whitaker, A. H. (2007). *New Zealand frogs and reptiles*. Albany, New Zealand: David Bateman Limited.
- Gillespie, R. G., & Clague, D. A. (2009). *Encyclopedia of islands (No. 2)*. Berkeley, CA: University of California Press.
- Glandt, D., Jehle, R., & Moorfrosch, D. (2008). Distribution of *Rana arvalis* in Europe: A historical perspective. *Zeitschrift für Feldherpetologie*, 13, 135–150.
- Gleed-Owen, C. P. (2000). Subfossil records of *Rana cf. lessonae*, *Rana arvalis* and *Rana cf. dalmatina* from Middle Saxon (c. 600–950 AD) deposits in eastern England: evidence for native status. *Amphibia-Reptilia*, 21, 57–65.
- Government of Newfoundland and Labrador. (2019). *Amphibians*. Retrieved from [https://www.flr.gov.nl.ca/wildlife/all\\_species/amphibians.html](https://www.flr.gov.nl.ca/wildlife/all_species/amphibians.html)
- Government of Newfoundland and Labrador. (2019). *Vertebrates*. Retrieved from [https://www.flr.gov.nl.ca/wildlife/all\\_species/Vertebrates.html](https://www.flr.gov.nl.ca/wildlife/all_species/Vertebrates.html)
- Guillermet, C., Couteyen, S., & Probst, J. M. (1998). Une nouvelle espèce de reptile naturalisée à La Réunion, l'Agame des colons *Agama agama* (Linnaeus). *Bull. Phaethon*, 8, 67–69. **21**
- Hamilton, A. M., Zug, G. R., & Austin, C. C. (2010). Biogeographic anomaly or human introduction: a cryptogenic population of tree skink (Reptilia: Squamata) from the Cook Islands, Oceania. *Biological Journal of the Linnean Society*, 100, 318–328.
- Harikrishnan, S., & Vasudevan, K. (2018). Amphibians of the Andaman & Nicobar Islands: distribution, natural history, and notes on taxonomy. *Alytes*, 36, 238–265.
- Harikrishnan, S., Vasudevan, K., & Choudhury, B. C. (2010). A review of herpetofaunal descriptions and studies from Andaman

- 1 **22** and Nicobar Islands, with an updated checklist. In Ramakrishna,  
2 C., Raghunathan, & C. Sivaperuman, (Eds.), *Recent trends in bio-*  
3 *diversity of Andaman and Nicobar Islands. Zoological Survey of*  
4 *India, Kolkata* (pp. 387–398). New Dehli, India: Vedams Books  
5 International.
- 6 Hawkins, S., Worthy, T. H., Bedford, S., Spriggs, M., Clark, G., Irwin,  
7 G., ... Kirch, P. (2016). Ancient tortoise hunting in the southwest  
8 Pacific. *Scientific reports*, 6, 38317.
- 9 Hawlitschek, O., Brückmann, B., Berger, J., Green, K., & Glaw, F.  
10 (2011). Integrating field surveys and remote sensing data to  
11 study distribution, habitat use and conservation status of the  
12 herpetofauna of the Comoro Islands. *ZooKeys*, 144, 21–78.
- 13 Hawlitschek, O., Toussaint, E. F., Gehring, P. S., Ratoavina, F.  
14 M., Cole, N., Crottini, A., ... Glaw, F. (2017). Gecko phyloge-  
15 ography in the Western Indian Ocean region: the oldest clade  
16 of *Ebenavia inunguis* lives on the youngest island. *Journal of*  
17 *Biogeography*, 44, 409–420.
- 18 Hedges B. (2019) *Caribherp: Amphibians and reptiles of Caribbean*  
19 *Islands*. Retrieved from <http://www.caribherp.org/>
- 20 Hedges, B. & Powell, R. (2016). *Capitellum metallicum* (errata version  
21 published in 2017). The IUCN Red List of Threatened Species  
22 2016: e.T47102682A115396249. Retrieved from [https://www.](https://www.iucnredlist.org)  
23 [iucnredlist.org](https://www.iucnredlist.org)
- 24 Henderson, R. W. (1992). Consequences of predator introductions  
25 and habitat destruction on amphibians and reptiles in the post-  
26 Columbus West Indies. *Caribbean Journal of Science*, 28, 1–10.
- 27 Hitchmough, R., Anderson, P., Barr, B. P., Monks, J. M., Lettink, M.,  
28 Reardon, J. T., ... Whitaker, A. H. (2013). *Conservation status of*  
29 *New Zealand reptiles, 2012*. Wellington, New Zealand: Publishing  
30 Team, Department of Conversation.
- 31 Hodge, K. V., Powell, R., & Censky, E. J. (2011). Conserving the her-  
32 petofauna of Anguilla. In A. Hailey, B. Wilson, & J. Horrocks (Eds.),  
33 *Conservation of Caribbean island herpetofaunas, Volume 2: Regional*  
34 *accounts of the West Indies* (pp. 3–15). Leiden, The Netherlands: Brill.
- 35 Hope, J. H., Lampert, R. J., Edmondson, E., Smith, M. J., & Van Tets,  
36 G. F. (1977). Late Pleistocene faunal remains from Seton rock  
37 shelter, Kangaroo Island, South Australia. *Journal of Biogeography*,  
38 4, 363–385.
- 39 Horrocks, J. & Daltry, J. C. (2016). *Alinea lanceolata* (errata version  
40 published in 2017). The IUCN Red List of Threatened Species  
41 2016: e.T44579133A115387376. Retrieved from [https://www.](https://www.iucnredlist.org)  
42 [iucnredlist.org](https://www.iucnredlist.org)
- 43 IKIP. (1999). *Amphibians and reptiles of the Kuril Islands*. Retrieved  
44 from [http://www.burkemuseum.org/static/okhotskia/ikip/Info/](http://www.burkemuseum.org/static/okhotskia/ikip/Info/herps.html)  
45 [herps.html](http://www.burkemuseum.org/static/okhotskia/ikip/Info/herps.html)
- 46 Ineich, I. (2011). Amphibians and reptiles. In P. Bouchet, H. Le  
47 Guyader, & O. Pascal (Eds.), *The natural history of Santo* (pp. 187–  
48 236). Paris, France: Muséum national d'Histoire naturelle.
- 49 Ineich, I. (2016). Reptiles terrestres et marins des îles Marquises: des  
50 espèces communes mais des populations isolées. In R. Galzin,  
51 S.-D. Duron, & J.-Y. Meyer (Eds.), *Biodiversité terrestre et ma-*  
52 *rine des îles Marquises, Polynésie française* (pp. 365–390). Paris,  
53 France: Société Française d'Ichtyologie.
- Ineich, I., Wynn, A., Giraud, C., & Wallach, V. (2017). *Indotyphlops*  
*braminus* (Daudin, 1803): distribution and oldest record of col-  
lection dates in Oceania, with report of a newly established pop-  
ulation in French Polynesia (Tahiti Island, Society Archipelago).  
*Micronesica*, 1, 1–13.
- INPN. (2003–2019). *Liste des espèces recensées dans—Région: Corse*.  
Retrieved from [https://inpn.mnhn.fr/collTerr/region/94/tab/](https://inpn.mnhn.fr/collTerr/region/94/tab/especes)  
[especes](https://inpn.mnhn.fr/collTerr/region/94/tab/especes)
- Jeffery, B. (2017). The survival of Easter Island: dwindling resources **23**  
and cultural resilience. Jan J. Boersema, translated by Diane  
Webb 296 pp., 48 b&w illustrations, Cambridge University Press,  
2015, £67 (hbk), ISBN 978-1107027701, \$79 (ebk), ISBN 978-  
1316308578. *International Journal of Nautical Archaeology*, 46,  
218–220.
- Jesus, J., Goncalves, R., Spinola, C., & Brehm, A. (2013). First record  
of *Ramphotyphlops braminus* (Daudin, 1803) on Madeira Island  
(Portugal). *Herpetozoa*, 26, 106–109.
- Jiménez-Uzcátegui, G., Carrión, V., Zabala, J., Buitrón, P., & Milstead **24**  
B. (2006). Status of introduced vertebrates in Galapagos. In  
*Galapagos report 2006–2007* (pp. 136–141). Puerto Ayora,  
Galapagos: Charles Darwin Foundation.
- Jiménez-Uzcátegui, G., Márquez, C., & Snell, H. L. (2016). CDF  
checklist of Galapagos amphibians – FCD Lista de especies de  
Anfibios Galápagos. In F. Bungartz, H. Herrera, P. Jaramillo, N.  
Tirado, G. Jiménez-Uzcátegui, D. Ruiz, ... F. Ziemmeck (Eds.)  
*Charles Darwin Foundation Galapagos species checklist – Lista de*  
*Especies de Galápagos de la Fundación Charles Darwin*. Puerto  
Ayora, Galapagos: Charles Darwin Foundation/Fundación  
Charles Darwin. Retrieved from [http://darwinfoundation.org/](http://darwinfoundation.org/datazone/checklists/vertebrates/amphibia/)  
[datazone/checklists/vertebrates/amphibia/](http://darwinfoundation.org/datazone/checklists/vertebrates/amphibia/)
- JNCC. (2004). *Common standards monitoring guidance for reptiles*  
*and amphibians*. Retrieved from [http://archive.jncc.gov.uk/defau](http://archive.jncc.gov.uk/default.aspx?page=2223)  
[lt.aspx?page=2223](http://archive.jncc.gov.uk/default.aspx?page=2223)
- Joglar, R. L., Álvarez, A. O., Aide, T. M., Barber, D., Burrowes, P. A.,  
García, M. A., ... Rios-López, N. (2007). Conserving the Puerto  
Rican herpetofauna. *Applied Herpetology*, 4, 327–345.
- Johnson, S. (2018). Black spiny-tailed iguana (*Ctenosaura similis*) on  
New Providence Island. *The Bahamas IRCF Reptiles & Amphibians*,  
25, 212–213
- Jones, T. (2011). *British Columbia's vertebrates at risk*. Retrieved  
from [https://www.bcnature.ca/wp-content/uploa](https://www.bcnature.ca/wp-content/uploads/2012/06/111231-BCs-declining-vertebrates-dec-31-2011.pdf)  
[ds/2012/06/111231-BCs-declining-vertebrates-dec-31-2011.](https://www.bcnature.ca/wp-content/uploads/2012/06/111231-BCs-declining-vertebrates-dec-31-2011.pdf)  
pdf
- Jónsdóttir, I. S. (2005). Terrestrial ecosystems on Svalbard:  
Heterogeneity, complexity and fragility from an Arctic island  
perspective. *Biology and Environment: Proceedings of the Royal*  
*Irish Academy*, 105B, 155–165.
- Joseph-Ouni, M. (2006). Profiles of extinction #22: Martinique  
Island curly-tailed lizard, *Leiocephalus herminieri*. *Reptilia*, 48, 86.
- Kaiser, H. (1997). Origins and introductions of the Caribbean frog,  
*Eleutherodactylus johnstonei* (Leptodactylidae): management  
and conservation concerns. *Biodiversity & Conservation*, 6,  
1391–1407.



- 1 Kehlmaier, C., Barlow, A., Hastings, A. K., Vamberger, M., Pajmans,  
2 J. L., Steadman, D. W., ... Fritz, U. (2017). Tropical ancient  
3 DNA reveals relationships of the extinct Bahamian giant tor-  
4 toise *Chelonoidis alburyorum*. *Proceedings of the Royal Society B:  
5 Biological Sciences*, 284, 20162235.
- 6 Keogh, J. S., Edwards, D. L., Fisher, R. N., & Harlow, P. S. (2008).  
7 Molecular and morphological analysis of the critically endan-  
8 gered Fijian iguanas reveals cryptic diversity and a complex bio-  
9 geographic history. *Philosophical Transactions of the Royal Society  
10 B: Biological Sciences*, 363, 3413–3426.
- 11 Kerr, A. M. (2013). Illustrated guide to the reptiles and amphibians  
12 of the Mariana Islands, Micronesia. *University of Guam Marine  
13 Laboratory Technical Report*, 150: 1–41.
- 14 Kessler, A. G. (2010). Status of the Culebra Island Giant Anole  
15 (*Anolis roosevelti*). *Herpetological Conservation and Biology*, 5,  
16 223–232.
- 17 King, J. L., Marnell, F., Kingston, N., Rosell, R., Boylan, P., Caffrey,  
18 J. M., ... Poole, R. (2011). *Ireland red list no. 5: amphibians,  
19 reptiles & freshwater fish*. Dublin, Ireland: National Parks and  
20 Wildlife Service, Department of Arts, Heritage and the  
21 Gaeltacht.
- 22 Klinkenberg, B. (2018). *E-Fauna BC: Electronic atlas of the fauna of  
23 British Columbia*. Vancouver, BC, Canada: Lab for Advanced  
24 Spatial Analysis, Department of Geography, University of British  
25 Columbia. Retrieved from <https://www.efauna.bc.ca>
- 26 Knapp, C. R., Iverson, J. B., Buckner, S. D., & Cant, S. V. (2011).  
27 Conservation of amphibians and reptiles in the Bahamas. In A.  
28 Hailey, B. Wilson, & J. Horrocks (Eds.), *Conservation of Caribbean  
29 island herpetofaunas, Volume 2: Regional accounts of the West  
30 Indies* (pp. 53–87). Leiden, The Netherlands: Brill.
- 31 Kraus, F. (2008). *Alien reptiles and amphibians: A scientific compen-  
32 dium and analysis* (Vol. 4). Berlin, Germany: Springer Science &  
33 Business Media.
- 34 Krivolutskaia, G. O. (1973). *Entomofauna of the Kuril Islands. Principal  
35 features and origin*. Leningrad, Russia: Izdatelstvo Nauka.
- 36 Kuramoto, M. (1997). Relationships of the Palau frog, *Platymantis  
37 pelewensis* (Anura: Ranidae): Morphological, karyological, and  
38 acoustic evidence. *Copeia*, 1997, 183–187.
- 39 Leberer, T. (2003). Records of freshwater turtles on Guam, Mariana  
40 Islands. *Micronesia*, 35, 649–652.
- 41 Lever, C. (2001). *The cane toad: the history and ecology of a success-  
42 ful colonist*. West Yorkshire, UK: Westbury Academic & Scientific  
43 Publishing.
- 44 Lever, C. (2003). *Naturalized reptiles and amphibians of the world*.  
45 Oxford, UK: Oxford University Press on Demand.
- 46 Liggins, L., Chapple, D. G., Daugherty, C. H., & Ritchie, P. A. (2008).  
47 Origin and post-colonization evolution of the Chatham Islands  
48 skink (*Oligosoma nigriplantare nigriplantare*). *Molecular Ecology*, 17,  
49 3290–3305.
- 50 López-Torres, A. L., Claudio-Hernández, H. J., Rodríguez-Gomez,  
51 C. A., Longo, A. V., & Joglar, R. L. (2012). Green Iguanas (*Iguana  
52 iguana*) in Puerto Rico: is it time for management? *Biological  
53 Invasions*, 14, 35–45.
- Lord Howe Island Board. (2019). *Pest animal control*. Retrieved from  
[https://www.lhib.nsw.gov.au/environment/environmental-  
programs/pest-animal-control](https://www.lhib.nsw.gov.au/environment/environmental-programs/pest-animal-control)
- Loureiro, A., Ferrand de Almeida, N., Carretero, M. A., & Paulo, O. S.  
(2008). *Atlas dos anfíbios e répteis de Portugal*. Lisbon, Portugal:  
Instituto da Conservação da Natureza e da Biodiversidade.
- Maca-Meyer, N., Carranza, S., Rando, J. C., Arnold, E. N., & Cabrera,  
V. M. (2003). Status and relationships of the extinct giant Canary  
Island lizard *Gallotia goliath* (Reptilia: Lacertidae), assessed using  
ancient mtDNA from its mummified remains. *Biological Journal of  
the Linnean Society*, 80, 659–670.
- Macdonald, S. (n.d.). *Australian reptile online database*. Retrieved from  
<http://www.arod.com.au/arod/>
- Macedonia, J. M., Clark, D. L., & McIntosh, A. P. (2016). Differential  
range expansion and habitat use among the naturalized *Anolis*  
lizards of Bermuda. *Herpetological Review*, 47, 529–535.
- Machado, E., Silva, L., & Elias, R. B. (1997). Distribution of *Triturus  
cristatus camifex* (Amphibia: Salamandridae) on São Miguel island  
(Azores). *Arquipélago. Life and Marine Sciences*, 15, 97–102.
- Madagascar Reptile and Amphibian Specialist Group. (1996). *Bolyeria  
multocarinata*. The IUCN Red List of Threatened Species 1996:  
e.T2864A9488737. Retrieved from <https://www.iucnredlist.org>
- Madeiraislands.net. (2019). *Reptiles*. Retrieved from <http://madeiraislands.net/biology/reptiles/>
- Maddock, S. T., Wilkinson, M., & Gower, D. J. (2018). A new spe-  
cies of small, long-snouted *Hypogeophis* Peters, 1880 (Amphibia:  
Gymnophiona: Indotyphlidae) from the highest elevations of the  
Seychelles island of Mahé. *Zootaxa*, 4450, 359–375.
- Maddock, S. T., Wilkinson, M., Nussbaum, R. A., & Gower, D. J.  
(2017). A new species of small and highly abbreviated caecil-  
ian (Gymnophiona: Indotyphlidae) from the Seychelles island of  
Praslin, and a recharacterization of *Hypogeophis brevis* Boulenger,  
1911. *Zootaxa*, 4329, 301–326.
- Maillard, J. F., & David, G. (2014). *Rapport d'étude sur la répartition à  
la Martinique de la Tortue de Floride à tempes rouges et élément de  
biologie*. Fort de France, Martinique: SHNLH/DEAL Martinique. 26
- Marshall Islands Biodiversity CHM. (2008). *Reptiles and amphibians  
of the Marshall Islands*. Retrieved from [http://biormi.org/index.  
shtml?en/reptiles.shtml#Class%20Amphibia%20\(amphibians\)](http://biormi.org/index.shtml?en/reptiles.shtml#Class%20Amphibia%20(amphibians))
- Martin, A. (2009). The Loch Ness monster and La Palma giant lizard  
*Gallotia auaritae*: Are they really extant? *Oryx*, 43, 17–17.
- Maslova, I. V. (2016). The protection of amphibians and reptiles in  
the Russian Far East. *Nature Conservation Research*, 1, 26–35.
- Mateo, J. A. (2015). Los Anfíbios y los Reptiles introducidos en  
Baleares: Un repaso a lo que sabemos y un ejemplo de puerta  
de entrada. In Monografies de la Societat d'Història Natural de  
les Balears, núm. 20 (Eds.), *Llibre verd de protecció d'espècies a les  
Balears* (pp. 447–454). Palma de Mallorca, Spain: Govern de les 27  
Illes Balears. Conselleria d'Agricultura, Medi Ambient i Territori.
- Mateo, J. A., Ayres, C., & López-Jurado, L. F. (2011). Los anfibios y  
reptiles naturalizados en España. Historia y evolución de una  
problemática creciente. *Boletín de la Asociación Herpetológica  
Española*, 22, 2–42.



- 1 Matsuda, B. M., Green, D. M., & Gregory, P. T. (2006). *Amphibians and*  
2 *reptiles of British Columbia*. Victoria, BC, Canada: Royal British  
3 Columbia Museum.
- 4 Matyot, P. (2004). The establishment of the crested tree lizard,  
5 *Calotes versicolor* (Daudin, 1802) (Squamata: Agamidae) in  
6 Seychelles. *Phelsuma*, 12, 35–47.
- 7 McGuire, C., & Marnell, F. (2000). The present status of the slow-  
8 worm, *Anguis fragilis* L., in Ireland. *Bulletin-Irish Biogeographical*  
9 *Society*, 24, 69–74.
- 10 Mead, J. I., Steadman, D. W., Bedford, S. H., Bell, C. J., & Spriggs, M.  
11 (2002). New extinct mekosuchine crocodile from Vanuatu, South  
12 Pacific. *Copeia*, 2002, 632–641.
- 13 Measey, G. J., Rödder, D., Green, S. L., Kobayashi, R., Lillo, F., Lobos,  
14 G., ... Thirion, J. M. (2012). Ongoing invasions of the African  
15 clawed frog, *Xenopus laevis*: a global review. *Biological Invasions*,  
16 14, 2255–2270.
- 17 Miller, J. M., Quinzin, M. C., Poulakakis, N., Gibbs, J. P., Beheregaray, L.  
18 B., Garrick, R. C., ... Tapia, W. (2017). Identification of genetically  
19 important individuals of the rediscovered Floreana Galápagos  
20 giant tortoise (*Chelonoidis elephantopus*) provides founders for  
21 species restoration program. *Scientific reports*, 7, 11471.
- 22 Ministerio de Agricultura, Alimentación y Medio Ambiente (2013).  
23 *Inventario Español de Especies Terrestres*. Retrieved from [https://](https://www.miteco.gob.es/es/biodiversidad/temas/inventarios-nacionales/inventario-especies-terrestres/default.aspx)  
24 [www.miteco.gob.es/es/biodiversidad/temas/inventarios-nacio-](https://www.miteco.gob.es/es/biodiversidad/temas/inventarios-nacionales/inventario-especies-terrestres/default.aspx)  
25 [nales/inventario-especies-terrestres/default.aspx](https://www.miteco.gob.es/es/biodiversidad/temas/inventarios-nacionales/inventario-especies-terrestres/default.aspx)
- 26 Ministerio del medio Ambiente, Gobierno del Chile. (2018).  
27 *Cryptoblepharus poecilopleurus*. Retrieved from [http://www.](http://www.mma.gob.cl/clasificacionespecies/fichas15proceso/Cryptoblepharus_poecilopleurus_15RCE_INICIO_corregir.pdf)  
28 [mma.gob.cl/clasificacionespecies/fichas15proceso/Cryptoblep-](http://www.mma.gob.cl/clasificacionespecies/fichas15proceso/Cryptoblepharus_poecilopleurus_15RCE_INICIO_corregir.pdf)  
29 [harus\\_poecilopleurus\\_15RCE\\_INICIO\\_corregir.pdf](http://www.mma.gob.cl/clasificacionespecies/fichas15proceso/Cryptoblepharus_poecilopleurus_15RCE_INICIO_corregir.pdf)
- 30 Ministerio del medio Ambiente, Gobierno del Chile. (2018).  
31 *Lepidodactylus lugubris*. Retrieved from [http://www.mma.gob.](http://www.mma.gob.cl/clasificacionespecies/fichas15proceso/Lepidodactylus_lugubris_15RCE_INICIO_corregir.pdf)  
32 [cl/clasificacionespecies/fichas15proceso/Lepidodactylus\\_lugub-](http://www.mma.gob.cl/clasificacionespecies/fichas15proceso/Lepidodactylus_lugubris_15RCE_INICIO_corregir.pdf)  
33 [ris\\_15RCE\\_INICIO\\_corregir.pdf](http://www.mma.gob.cl/clasificacionespecies/fichas15proceso/Lepidodactylus_lugubris_15RCE_INICIO_corregir.pdf)
- 34 Ministry of Natural Resources, Energy and Environment Directorate  
35 General of the Environment. (2009). *Fourth national report on*  
36 *biodiversity*. Retrieved from [https://www.cbd.int/doc/world/st/](https://www.cbd.int/doc/world/st/st-nr-04-en.pdf)  
37 [st-nr-04-en.pdf](https://www.cbd.int/doc/world/st/st-nr-04-en.pdf)
- 38 Miras, J. A. M., Martínez-Solano, I. (2009). *Gallotia auaritae*. The IUCN  
39 Red List of Threatened Species 2009: e.T61501A12492629.  
40 Retrieved from <https://www.iucnredlist.org>
- 41 Morgan, G. S., & Albury, N. A. (2013). The Cuban crocodile  
42 (*Crocodylus rhombifer*) from late Quaternary fossil deposits in the  
43 Bahamas and Cayman Islands. *Bulletin of the Florida Museum of*  
44 *Natural History*, 52, 161–236.
- 45 Moutou, F. (1995). *Phelsuma laticauda*, nouvelle espèce de lézard ré-  
46 cemment introduite à La Réunion. *Bulletin Phaethon*, 1, 33–34.
- 47 Mozzi, R., Deso, G., & Probst, J. M. (2005). Un nouveau gecko vert  
48 introduit à La Réunion le *Phelsuma astriata semicarinata* (Cheke,  
49 1982). *Bulletin Phaethon*, 21, 1–4.
- 50 Narayan, E. (2011). Biology and conservation of Fiji's iconic native  
51 amphibians. *FrogLog*, 99, 30–31.
- National Biodiversity Data Centre. (2018). *Catalogue of Ireland's Non-*  
*native Species*. Retrieved from [http://www.biodiversityireland.](http://www.biodiversityireland.ie/projects/invasive-species/cins-2/)  
[ie/projects/invasive-species/cins-2/](http://www.biodiversityireland.ie/projects/invasive-species/cins-2/)
- Nature Ocean Indien. (2018). *Les reptiles de La Réunion*. Retrieved  
from <https://natureoceanindien.org/reptiles-reunion/>
- Newman, D. G., Bell, B. D., Bishop, P. J., Burns, R., Haigh, A.,  
Hitchmough, R. A., & Tocher, M. (2010). Conservation status of  
New Zealand frogs, 2009. *New Zealand Journal of Zoology*, 37,  
121–130.
- New Zealand Herpetological Society. (2007–2017). *Herpetofauna*  
(*non native*). Retrieved from [https://www.reptiles.org.nz/herpe-](https://www.reptiles.org.nz/herpetofauna/non-native)  
[tofauna/non-native](https://www.reptiles.org.nz/herpetofauna/non-native)
- Nicholls, H. (2011). *Lonesome George: the life and loves of the world's*  
*most famous tortoise*. Basingstoke, UK: Pan Macmillan.
- NSERC (n.d.). *Anticosti Island*. Retrieved from [https://www.chaireant-](https://www.chaireantcosti.ulaval.ca/en/ile_danticosti)  
[costi.ulaval.ca/en/ile\\_danticosti](https://www.chaireantcosti.ulaval.ca/en/ile_danticosti)
- Oliver, P. M., Blom, M. P., Cogger, H. G., Fisher, R. N., Richmond, J. Q.,  
& Woinarski, J. C. (2018). Insular biogeographic origins and high  
phylogenetic distinctiveness for a recently depleted lizard fauna  
from Christmas Island, Australia. *Biology Letters*, 14, 20170696.
- Oren, D. C. (1984). Resultados de uma nova expedição zoológica a  
Fernando de Noronha. *Boletim do Museu Paraense Emilio Goeldi,*  
*Zoologia*, 1, 19–44.
- Ouellet, M. P., Galois, C. F., & Savard, É. (2008). À la recherche de  
l'origine des amphibiens de l'île d'Anticosti. In *Les parcs nous ont*  
*dévoilé. Bulletin de conservation 2008*. Québec, Canada: Réseau  
Sépaq et Parcs Québec.
- Ovaska, K., Hyatt, L., & Sopuck, L. (2002). *Rana aurora*. Geographic  
distribution. *Herpetological Review*, 33, 318.
- Owen, J. L. (2005). *The Cuban tree frog (Osteopilus septentrionalis):*  
*Distribution, diet, and reproduction of an invasive species in the*  
*British Virgin Islands*. Unpublished PhD dissertation, Texas Tech  
University.
- Parham, J. F., Outerbridge, M. E., Stuart, B. L., Wingate, D. B.,  
Erlenkeuser, H., & Papenfuss, T. J. (2008). Introduced delicacy  
or native species? A natural origin of Bermudian terrapins sup-  
ported by fossil and genetic data. *Biology Letters*, 4, 216–219.
- Parks & Wildlife Service. (n.d.). *Reptiles & frogs*. Retrieved from  
[https://parks.tas.gov.au/discovery-and-learning/wildlife/repti-](https://parks.tas.gov.au/discovery-and-learning/wildlife/reptiles-frogs)  
[les-frogs](https://parks.tas.gov.au/discovery-and-learning/wildlife/reptiles-frogs)
- Pelembé, T., & Cooper, G. (2011). *UK Overseas Territories and Crown*  
*Dependencies: 2011 biodiversity snapshot*. Peterborough, UK:  
Joint Nat. Conserv. Comm. **28**
- Pernetta, J. C., & Watling, D. (1978). The introduced and native ter-  
restrial vertebrates of Fiji. *Pacific Science*, 3, 223–244.
- Perry, G., & Gerber, G. P. (2006). Conservation of amphibians and  
reptiles in the British Virgin Islands: Status and patterns. *Applied*  
*Herpetology*, 3, 237–256.
- Pinya, S., & Carretero, M. A. (2011). The Balearic herpetofauna: a  
species update and a review on the evidence. *Acta Herpetologica*,  
6, 59–80.

- 1 Pleguezuelos, J. M., Márquez, R., & Lizana, M. (2004). *Atlas y libro*  
2 *rojo de los anfibios y reptiles de España*. Madrid, Spain: Organismo  
3 Autónomo de Parques Nacionales.
- 4 Plenderleith, T. L., Smith, K. L., Donnellan, S. C., Reina, R. D., &  
5 Chapple, D. G. (2015). Human-assisted invasions of Pacific  
6 Islands by *Litoria* frogs: a case study of the bleating tree frog on  
7 Lord Howe Island. *PLoS ONE*, 10, e0126287.
- 8 Pollo, C. (2018). *Guide of amphibians and reptiles of São Tomé and*  
9 *Príncipe* (2nd ed.). Los Gatos, CA: Smashwords Edition.
- 10 Portal da Biodiversidade dos Açores. (2012). *Vertebrados Terrestres*  
11 *e Marinhos*. Retrieved from [http://www.azoresbioportal.angra.](http://www.azoresbioportal.angra.uac.pt/listagens.php?sstr=9&lang=en)  
12 [uac.pt/listagens.php?sstr=9&lang=en](http://www.azoresbioportal.angra.uac.pt/listagens.php?sstr=9&lang=en)
- 13 Powell, R. (2004). Conservation of iguanas (*Iguana delicatissima* and *I.*  
14 *iguana*) in the Lesser Antilles. *Iguana*, 11, 238–246.
- 15 Powell, R., & Henderson, R. W. (2007). The St. Vincent (Lesser  
16 Antilles) herpetofauna: Conservation concerns. *Applied*  
17 *Herpetology*, 4, 295–312.
- 18 Powell, R., & Henderson, R. W. (2011). The St. Vincent (Lesser  
19 Antilles) herpetofauna: conservation concerns. In A. Hailey, B.  
20 Wilson, & J. Horrocks (Eds.), *Conservation of Caribbean island*  
21 *herpetofaunas, Volume 2: Regional Accounts of the West Indies* (pp.  
22 359–376). Leiden, The Netherlands: Brill.
- 23 Powell, R., & Henderson, R. W. (2012). Island lists of West Indian  
24 amphibians and reptiles. *Bulletin of the Florida Museum of Natural*  
25 *History*, 51, 85–166.
- 26 Powell, R., Henderson, R. W., Farmer, M. C., Breuil, M., Echternacht,  
27 A. C., Van Buurt, G., ... Perry, G. (2011). Introduced amphib-  
28 ians and reptiles in the Greater Caribbean: Patterns and conser-  
29 vation implications. In A. Hailey, B. Wilson, & J. Horrocks  
30 (Eds.), *Conservation of Caribbean island herpetofaunas, Volume*  
31 *1: Conservation biology and the wider Caribbean* (pp. 63–143).  
32 Leiden, The Netherlands: Brill.
- 33 Pregill, G. K. (1981). *Late Pleistocene herpetofaunas from Puerto Rico*.  
34 Lawrence, KS: University of Kansas publications.
- 35 Pregill, G. K. (1993). Fossil lizards from the late Quaternary of Eua,  
36 Tonga. *Pacific Science*, 47, 101–114.
- 37 Pregill, G. K. (1998). Squamate reptiles from prehistoric sites in the  
38 Mariana Islands. *Copeia*, 1998, 64–75.
- 39 Pregill, G. K., & Steadman, D. W. (2000). Fossil vertebrates from  
40 Palau, Micronesia: A resource assessment. *Micronesica-Agana*,  
41 33, 137–152.
- 42 Pregill, G. K., & Steadman, D. W. (2004). South Pacific iguanas:  
43 Human impacts and a new species. *Journal of Herpetology*, 38,  
44 15–22.
- 45 Pregill, G. K., & Steadman, D. W. (2009). The prehistory and bio-  
46 geography of terrestrial vertebrates on Guam, Mariana Islands.  
47 *Diversity and Distributions*, 15, 983–996.
- 48 Pregill, G. K., & Weisler, M. I. (2007). Lizards from prehistoric sites on  
49 Ebon Atoll, Marshall Islands. *Micronesica*, 39, 107–116.
- 50 Pregill, G. K., & Worthy, T. H. (2003). A new iguanid lizard (Squamata,  
51 Iguanidae) from the late Quaternary of Fiji, Southwest Pacific.  
52 *Herpetologica*, 59, 57–67.
- 53
- Probst J.-M. (1997). *Animaux de La Réunion—Guide d'identification des*  
*oiseaux, mammifères, reptiles et amphibian*. Sainte-Marie, France:  
Alizées Edition.
- Prudent, G. (2009). *Kerguelen and South Georgia: Sub-Antarctic islands*  
*facing climate change*. Retrieved from [https://core.ac.uk/downl](https://core.ac.uk/download/pdf/48025465.pdf)  
[oad/pdf/48025465.pdf](https://core.ac.uk/download/pdf/48025465.pdf)
- Rangasamy, V., Sivaperuman, C., Gokulakrishnan, G., & Parthipan, P.  
(2018). Herpetofauna of Andaman and Nicobar Islands. In *Indian*  
*hotspots* (pp. 37–56). Singapore: Springer.
- Razzetti, E., Sindaco, R., Grieco, C., Pella, F., Ziliani, U., Pupin, F., ...  
Al-Aseily, B. A. (2011). Annotated checklist and distribution of  
the Socotran Archipelago Herpetofauna (Reptilia). *Zootaxa*, 2826,  
1–44.
- Regalado, P. G. (2015). *Los anfibios y reptiles extinguidos: herpetofauna*  
*desaparecida desde el año 1500*. Coruña, Spain: Universidade da  
Coruña, Servizo de Publicacións.
- Republic of the Marshall Islands Office of Environmental Planning  
and Policy Coordination. (2015). *Republic of the Marshall Islands*  
*National Invasive Species Strategy and Action Plan 2016–2021*.  
Retrieved from [https://www.sprep.org/attachments/VirLib/](https://www.sprep.org/attachments/VirLib/Marshall_Islands/national-invasive-species-strategy-action-plan-2016-2021.pdf)  
[Marshall\\_Islands/national-invasive-species-strategy-action-](https://www.sprep.org/attachments/VirLib/Marshall_Islands/national-invasive-species-strategy-action-plan-2016-2021.pdf)  
[plan-2016-2021.pdf](https://www.sprep.org/attachments/VirLib/Marshall_Islands/national-invasive-species-strategy-action-plan-2016-2021.pdf)
- Reynolds, R. G. (2011). Status, conservation, and introduction  
of amphibians and reptiles in the Turks and Caicos Islands,  
British West Indies. In A. Hailey, B. Wilson, & J. Horrocks  
(Eds.), *Conservation of Caribbean island herpetofaunas, Volume*  
*2: Regional accounts of the West Indies* (pp. 377–406). Leiden,  
The Netherlands: Brill.
- Reynolds, R. G., & Niemiller, M. L. (2010). Island invaders: Introduced  
amphibians and reptiles in the Turks and Caicos Islands. *Reptiles*  
*and Amphibians*, 17, 117–121.
- Rhodin, A. G. J., Gibbs, J. P., Cayot, L. J., Kiester, A. R. & Tapia, W. (2017).  
*Chelonoidis phantasticus* (errata version published in 2018). The  
IUCN Red List of Threatened Species 2017: e.T170517A128969920.  
Retrieved from <https://www.iucnredlist.org>
- Rhodin, A. G. J., Thomson, S., Georgalis, G., Karl, H. V., Danilov,  
I. G., Takahashi, A., ... Iverson, J. B. (2015). Turtles and tor-  
toises of the world during the rise and global spread of hu-  
manity: first checklist and review of extinct Pleistocene and  
Holocene chelonians. In A. G. J. Rhodin, P. C. H. Pritchard, P.  
P. van Dijk, R. A. Saumure, K. A., Buhlmann, J. B. Iverson, & R.  
A. Mittermeier (Eds.), *Conservation biology of freshwater turtles*  
*and tortoises: A compilation project of the IUCN/SSC Tortoise and*  
*Freshwater Turtle Specialist Group* (Vol. 5, pp. 1–66). Lunenburg,  
MA: Chelonian Research Monographs.
- Rivero, J. A. (1998). *Amphibians and reptiles of Puerto Rico*. San Juan,  
Puerto Rico: La Editorial, UPR.
- Robinson, A. C., & Kemper, C. M. (1999). *A biological survey of*  
*Kangaroo Island, South Australia, 1989 & 1990*. Adelaide, SA,  
Australia: Biological Survey and Research, Heritage and  
Biodiversity Section, Department for Environment Heritage and  
Aboriginal Affairs.

- Rödger, D., Solé, M., & Böhme, W. (2008). Predicting the potential distributions of two alien invasive Housegeckos (Gekkonidae: *Hemidactylus frenatus*, *Hemidactylus mabouia*). *North-Western Journal of Zoology*, 4, 236–246.
- Rolett, B. V., & Rollet, B. V. (1992). Faunal extinctions and depletions linked with prehistory and environmental change in the Marquesas Islands (French Polynesia). *The Journal of the Polynesian Society*, 101, 86–94.
- Sánchez, A. (2018). Discovery of the common house gecko, *Hemidactylus frenatus* (Duméril & Bibron). Puerto Rico. *Caribbean Herpetology*, 60, 1–2.
- Sanchez, M. (2019a). *Leiolopisma ceciliae*. The IUCN Red List of Threatened Species 2019: e.T17023550A17023949. Retrieved from <https://www.iucnredlist.org>
- Sanchez, M. (2019b). *Nactus soniae*. The IUCN Red List of Threatened Species 2019: e.T13484053A13484060. Retrieved from <https://www.iucnredlist.org>
- Sazima, I., & Haemig, P. D. (2012). *Birds, mammals and reptiles of Fernando de Noronha*. Retrieved from <http://www.ecology.info/fernando-de-noronha-ecology.htm>
- Schettino, L. R., Mancina, C. A., & González, V. R. (2013). *Reptiles of Cuba: Checklist and geographic distributions*. Smithsonian Herpetological Information Service No. 104. Retrieved from <https://repository.si.edu/bitstream/handle/10088/22148/2013.SHIS144.pdf>
- Seidel, M. E., & Franz, R. (1994). Amphibians and reptiles (exclusive of marine turtles) of the Cayman Islands. In *The Cayman Islands* (pp. 407–433). Dordrecht, The Netherlands: Springer.
- Silva, L., Ojeda Land, E., Rodríguez Luengo, J. L., Borges, P. A., Oliveira, P., & Jardim, R. (2008). Invasive alien species in Macaronesia. In L. Silva, E. Ojeda Land, & J. L. Rodríguez Luengo, (Eds.), *Invasive terrestrial flora & fauna of Macaronesia. TOP 100 in Azores, Madeira and Canaries* (pp. 159–165). Ponta Delgada, Portugal: ARENA.
- Slavenko, A., Tallwin, O. J., Itescu, Y., Raia, P., & Meiri, S. (2016). Late Quaternary reptile extinctions: Size matters, insularity dominates. *Global Ecology and Biogeography*, 25, 1308–1320.
- Smith, M. J., Cogger, H., Tiernan, B., Maple, D., Boland, C., Napier, F., ... Smith, P. (2012). An oceanic island reptile community under threat: The decline of reptiles on Christmas Island, Indian Ocean. *Herpetological Conservation and Biology*, 7, 206–218.
- Smith, R. L., Beard, K. H., & Koons, D. N. (2017). Invasive coqui frogs are associated with greater abundances of nonnative birds in Hawaii, USA. *The Condor: Ornithological Applications*, 120, 16–29.
- Snyder, S. J., Schmidt, R. E., & Tirard, N. (2019). First report of the Brahminy blindsnake, *Indotyphlops braminus* (Daudin), from the Caribbean island of Montserrat. *Caribbean Herpetology*, 65, 1–2.
- Sommer, R. S., Persson, A., Wieseke, N., & Fritz, U. (2007). Holocene recolonization and extinction of the pond turtle, *Emys orbicularis* (L., 1758), in Europe. *Quaternary Science Reviews*, 26, 3099–3107.
- Stuart, A. J. (1979). Pleistocene occurrences of the European pond tortoise (*Emys orbicularis* L.) in Britain. *Boreas*, 8, 359–371.
- Suárez, W. (2000). Fossil evidence for the occurrence of Cuban poorwill *Siphonorhis daiquiri* in western Cuba. *Cotinga*, 14, 66–68.
- Surendran, H., & Vasudevan, K. (2013). Recent introduction and spread of Indian bullfrog *Hoplobatrachus tigerinus* (Daudin, 1802) into the Andaman Islands. *Aliens*, 33, 42–43.
- Talbot, S. S., Schofield, W. B., Talbot, S. L., & Daniëls, F. J. (2010). Vegetation of eastern Unalaska Island, Aleutian Islands, Alaska. *Botany*, 88, 366–388.
- Telford, N., Channing, A., & Measey, J. (2019). Origin of invasive populations of the guttural toad (*Sclerophrys gutturalis*) on Reunion and Mauritius islands and in Constantia, South Africa. *Herpetological Conservation and Biology*, 14, 380–392.
- The Cook Islands Natural Heritage Trust. (2007). *Cook Islands biodiversity*. Retrieved from <http://cookislands.bishopmuseum.org/search.asp>
- The Department of Environment and Natural Resources (n.d.). *Bermuda's reptiles and amphibians*. Retrieved from <https://environment.bm/reptiles-and-amphibians>
- The Guardian. (2019). *Giant tortoise believed extinct for 100 years found in Galápagos*. Retrieved from <https://www.theguardian.com/environment/2019/feb/21/giant-tortoise-believed-extinct-for-100-years-found-in-galapagos>
- The Icelandic Institute of Natural History. (n.d.). *Fauna*. Retrieved from <https://en.ni.is/fauna>
- The World Factbook, Central Intelligence Agency. (n.d.). Retrieved from <https://www.cia.gov/library/publications/resources/the-world-factbook/>
- Thomas, R. (1968). Notes on Antillean geckos (*Sphaerodactylus*). *Herpetologica*, 24, 46–60.
- Tonge, S. (1990). The past, present and future of the herpetofauna of Mauritius. *Bulletin of the Chicago Herpetological Society*, 25, 220–226.
- Torres-Carvajal, O., & Carvajal-Campos, A. (2011). First record of the common house gecko *Hemidactylus frenatus* Schlegel, 1836 and distribution extension of *Phyllodactylus reissii* Peters, 1862 in the Galápagos. *Check List*, 7, 470–472.
- Towns, D. R., & Daugherty, C. H. (1994). Patterns of range contractions and extinctions in the New Zealand herpetofauna following human colonisation. *New Zealand Journal of Zoology*, 21, 325–339.
- Townsend, J. H., Eaton, J. M., Powell, R., Parmerlee J. S., Jr., & Henderson, R. W. (2000). Cuban treefrogs (*Osteopilus septentrionalis*) in Anguilla, Lesser Antilles. *Caribbean Journal of Science*, 36, 326–328.
- U.S. Fish & Wildlife Service. (2017). *Greenhousefrog* (*Eleutherodactylus planirostris*) *ecological risk screening*. Retrieved from [https://www.fws.gov/fisheries/ANS/erss/uncertainrisk/ERSS\\_Eleutherodactylus\\_planirostris\\_final\\_December\\_2017.pdf](https://www.fws.gov/fisheries/ANS/erss/uncertainrisk/ERSS_Eleutherodactylus_planirostris_final_December_2017.pdf)
- Uetz, P., Freed, P., & Hosek, J. (2018) *The reptile database*. Retrieved from <http://www.reptile-database.org>
- Ulfstrand, S. (1961). On the vertebrate fauna of the Azores. *Boletim do Museu Municipal do Funchal*, 14, 75–86.
- Underwood, G. (1962). *Reptiles of the Eastern Caribbean*. Kingston, Jamaica: Department of Extra-Mural Studies, University of the West Indies.

- Underwood, G., & Williams, E. E. (1959). The anoline lizards of Jamaica. *Bulletin of the Institute of Jamaica Science Series*, 9, 1–48.
- van Dijk, P. P., Rhodin, A. G. J., Cayot, L. J. & Caccone, A. (2017). *Chelonoidis niger*. The IUCN Red List of Threatened Species 2017: e.T9023A3149101. Retrieved from <https://www.iucnredlist.org>
- Van Winkel, D., Baling, M., & Hitchmough, R. (2018). *Reptiles and amphibians of New Zealand: A field guide*. Auckland, New Zealand: Auckland University Press.
- Vasconcelos, R., Brito, J. C., Carranza, S., & Harris, D. J. (2013). Review of the distribution and conservation status of the terrestrial reptiles of the Cape Verde Islands. *Oryx*, 47, 77–87.
- Vasconcelos, R., Froufe, E., Brito, J. C., Carranza, S., & Harris, D. J. (2010). Phylogeography of the African common toad, *Amietophrynus regularis*, based on mitochondrial DNA sequences: Inferences regarding the Cape Verde population and biogeographical patterns. *African Zoology*, 45, 291–298.
- Vences, M., Kosuch, J., Rödel, M. O., Lötters, S., Channing, A., Glaw, F., & Böhme, W. (2004). Phylogeography of *Ptychadena mascareniensis* suggests transoceanic dispersal in a widespread African-Malagasy frog lineage. *Journal of Biogeography*, 31, 593–601.
- Vigne, J. D., Bailon, S., & Cuisin, J. (1997). Biostratigraphy of amphibians, reptiles, birds and mammals in Corsica and the role of man in the Holocene faunal turnover. *Anthropologica*, 25, 587–604.
- White, A. W., Worthy, T. H., Hawkins, S., Bedford, S., & Spriggs, M. (2010). Megafaunal meiolaniid horned turtles survived until early human settlement in Vanuatu, Southwest Pacific. *Proceedings of the National Academy of Sciences USA*, 107, 15512–15516.
- Wilson, B.S. (2011). Conservation of Jamaican amphibians and reptiles. In A. Hailey, B. Wilson, & J. Horrocks (Eds.), *Conservation of Caribbean island herpetofaunas, Volume 2: Regional accounts of the West Indies* (pp. 273–310). Leiden, The Netherlands: Brill.
- Wilson, B. S., Hedges, B. & Gibson, R. (2017). *Celestus duquesneyi*. The IUCN Red List of Threatened Species 2017: e.T4094A71739426. Retrieved from <https://www.iucnredlist.org>
- Wilson, B. S., Hedges, B. & World Conservation Monitoring Centre. (2017). *Celestus occiduus*. The IUCN Red List of Threatened Species 2017: e.T4097A71739494. Retrieved from <https://www.iucnredlist.org>
- Woinarski, J., Cogger, H., Mitchell, N. M. & Emery, J. (2017). *Cryptoblepharus egeriae*. The IUCN Red List of Threatened Species 2017: e.T102327291A102327566. Retrieved from <https://www.iucnredlist.org>
- Wood, K. R., Burney, D. A., Allison, A., & Fisher, R. (2013). *Emoia impar* (Squamata, Scincidae): not extinct in the Hawaiian Islands. *Oryx*, 47, 328–328
- World Conservation Monitoring Centre. (1996). *Typhlops cariei*. The IUCN Red List of Threatened Species 1996: e.T22607A9379456. Retrieved from <https://www.iucnredlist.org>
- World Conservation Monitoring Centre. (1996b). *Leiopisma mauritiana*. The IUCN Red List of Threatened Species 1996: e.T11410A3277412. Retrieved from <https://www.iucnredlist.org>
- Worthy, T. H. (1987). Palaeoecological information concerning members of the frog genus *Leiopelma*: Leiopelmatidae in New Zealand. *Journal of the Royal Society of New Zealand*, 17, 409–420.
- Worthy, T. H. (1991). Fossil skink bones from Northland, New Zealand, and description of a new species of *Cyclodina*, Scincidae. *Journal of the Royal Society of New Zealand*, 21, 329–348.
- Worthy, T. H. (2001). A new species of *Platymantis* (Anura: Ranidae) from quaternary deposits on Viti Levu, Fiji. *Palaeontology*, 44, 665–680.
- Worthy, T. H. (2016). A review of the fossil record of New Zealand lizards. In D. Chapple (Ed.), *New Zealand lizards* (pp. 65–86). Cham, Switzerland: Springer International Publishing.
- Worthy, T. H., Anderson, A. J., & Molnar, R. E. (1999). Megafaunal expression in a land without mammals—the first fossil faunas from terrestrial deposits in Fiji. *Senckenbergiana Biologica*, 79, 237–242.
- Zug, G. R. (2010). *Speciation and dispersal in a low diversity taxon: The slender geckos Hemiphyllodactylus (Reptilia, Gekkonidae)*. Washington, DC: Smithsonian Institution Scholarly Press.
- Zug, G. R. (2013). *Reptiles and amphibians of the Pacific Islands: A comprehensive guide*. Berkeley, CA: University of California Press.
- Zug, G. R., Hamilton, A. M., & Austin, C. C. (2011). A new *Emoia samoensis* group lizard (Squamata: Scincidae) from the Cook Islands, South-central Pacific. *Zootaxa*, 2765, 47–57.
- Zug, G. R., Ineich, I., Pregill, G., & Hamilton, A. M. (2012). Lizards of Tonga with description of a new Tongan Treeskink (Squamata: Scincidae: *Emoia samoensis* group) 1. *Pacific Science*, 66, 225–238.